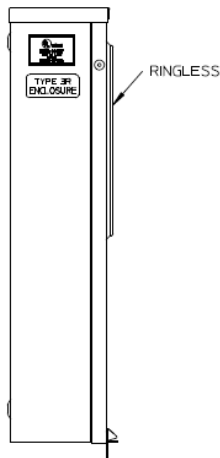
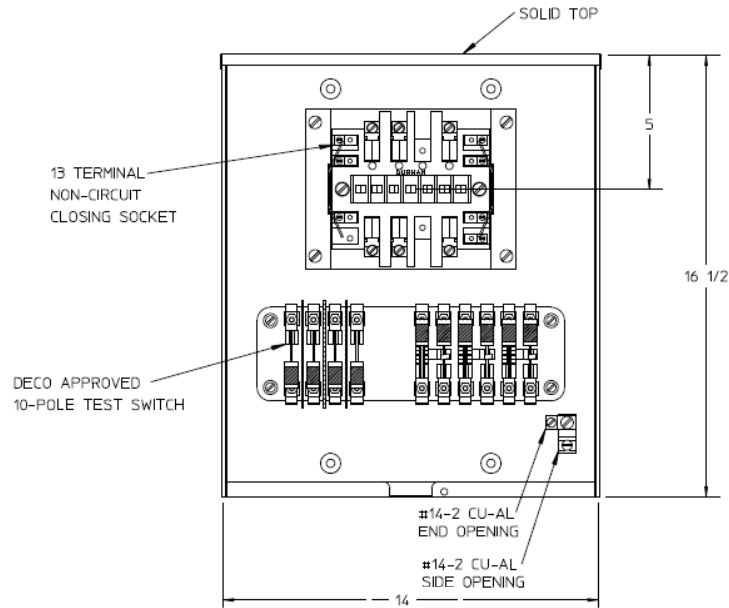


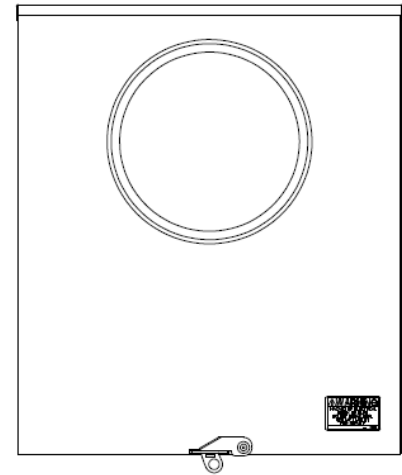
**Left Side View**



**Front View Interior**



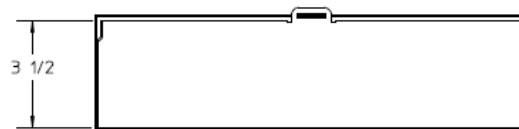
**Front View Exterior**



**Notes**

- 1) PAINT: GRAY
- 2) FABRICATED FROM 16 GAUGE G90 GALVANIZED STEEL
- 3) UNIT RATING  
20 AMP CONTINUOUS, 600 VAC, 3 PHASE, 4 WIRE
- 4) WIRED PER DECO SPECIFICATIONS WITH CONTINUOUS LOOP NEUTRAL WIRING
- 5) GE LABEL ATTACHED TO THE END OF THE CARTON
- 6) GE LOGO STAMPED ON LOWER LEFT HAND CORNER OF THE FRONT
- 7) EACH TEST SWITCH CONNECTION STUD IS SUPPLIED WITH:  
 (1) 10-32 X 1/2 WAF X 5/16 THK HEX FLANGE NUT  
 (1) 10-32 X 1/2 WAF X 3/16 THK HEX NUT  
 (2) 1/2" SQ WASHERS WITH 7/32" HOLE

**Bottom View**



GE is a registered trademark used under license from General Electric company.



METER SKT-(1) 20A 600V G90 N3R 13-TERM SOLID TOP 10-POLE BOTTOM FEED DECO TEST SWITCH

CAT NO	DWG DATE	REV #
1007003CGE	04/15/2016	02