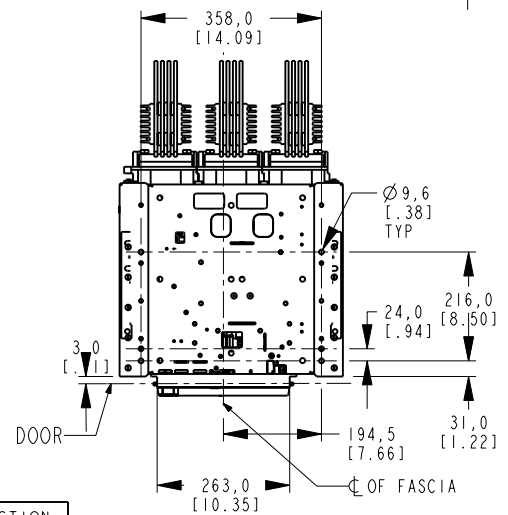
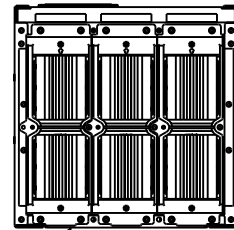
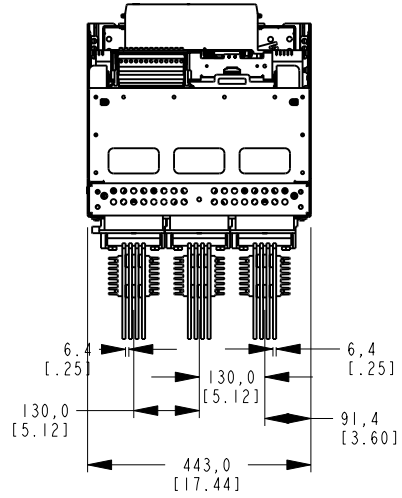


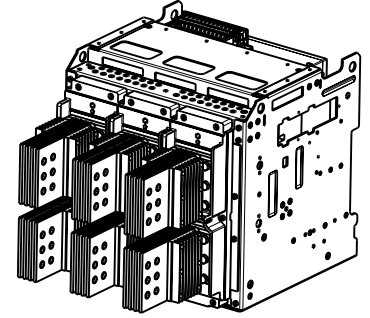
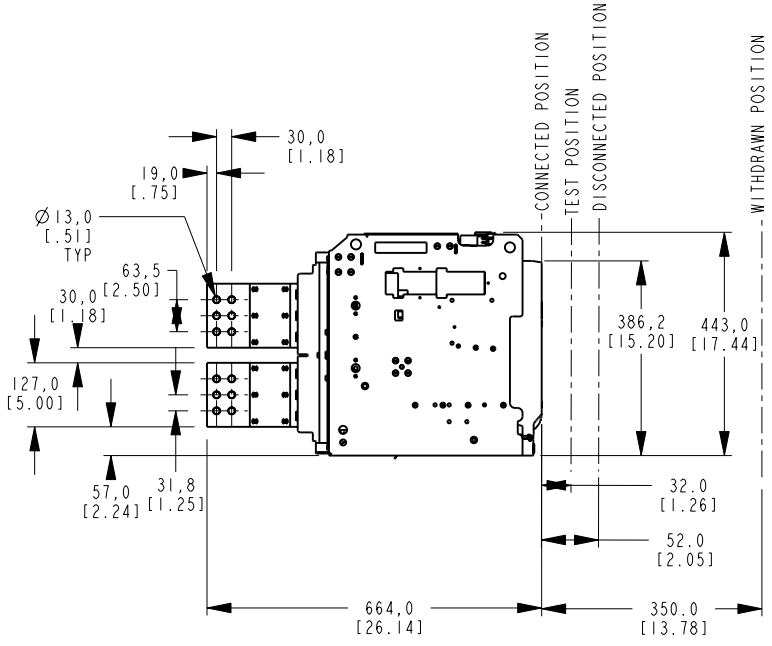
SIZE: DRAWING NO. 10101392
 SHEET A3

GE PROPRIETARY AND CONFIDENTIAL INFORMATION
 This document is the property of General Electric Company ("GE") and contains proprietary information of GE. This document is loaned on the express condition that neither it nor the information contained therein shall be disclosed to others without the express written consent of GE Industrial Systems, and that the information shall be used by the recipient only as approved expressly by GE Industrial Systems. This document shall be returned to GE upon its request. This document may be subject to certain restrictions under U.S. export control laws and regulations.

REVISIONS			
REV.	DESCRIPTION	DATE	APPROVED
1	R0818652	04/10/08	



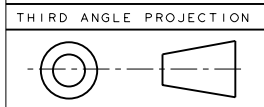
BREAKER MOUNTING DETAIL



PVI

NOTE:
 COPPER WORK MUST BE SUPPORTED WITHIN 200mm(7.87inch)
 OF BREAKER CONNECTIONS - BUS BAR OR CABLES
 ALL CONNECTIONS TO BE TIGHTENED TO 50Nm (442.5 Lb-inch) TORQUE

UL489 2500A TYPE N, H, M
 UL489 3000A TYPE H, M



Part must conform to SI 900000 Sect. 4, Toxicity Procedure

FOR ADDITIONAL INFO REFER TO:		SIGNATURES		DATE
APPLIED PRACTICES	MODEL	ANANT		04/10/08
DIMENSIONS ARE IN MILLIMETERS	DETAIL	ANANT		04/10/08
UNLESS OTHERWISE SPECIFIED IN DRAWING	CHECKED			
TOLERANCE ON:	ENGRG			
1 PL DECIMALS ± 0.3	MFG			
2 PL DECIMALS ± 0.13	QUALITY			
ANGLES ± 0.5	ISSUED			
FRACTIONS ±				
FINISH	DRAWING FILE:	10101392PVI		
CRITICAL TO QUALITY CHARACTERISTIC	SOLID MODEL:	10101392PVI		

GE Consumer & Industrial GENERAL ELECTRIC COMPANY	
TITLE UL489, 3 POLE, DRAWOUT	
EntelliGuard G LVPCB	
SIZE: DRAWING A3	REV 1
SCALE: 1:10	REF. No.:
10101392	
SHEET 1 of 1	

METRIC