

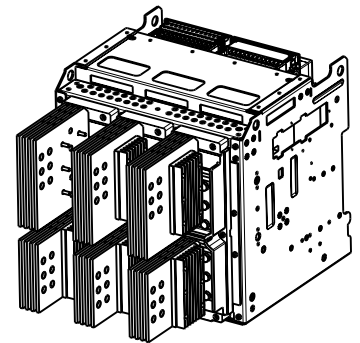
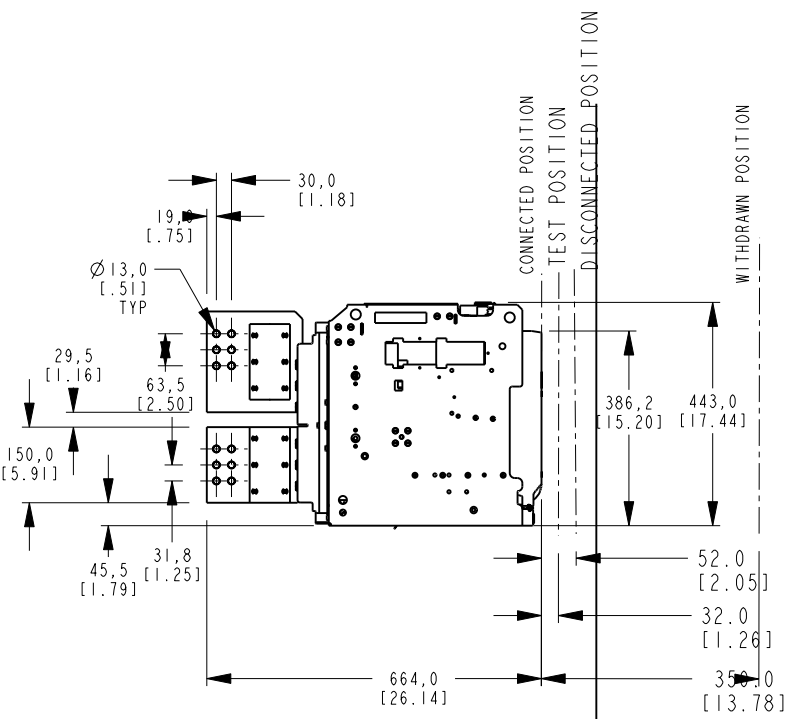
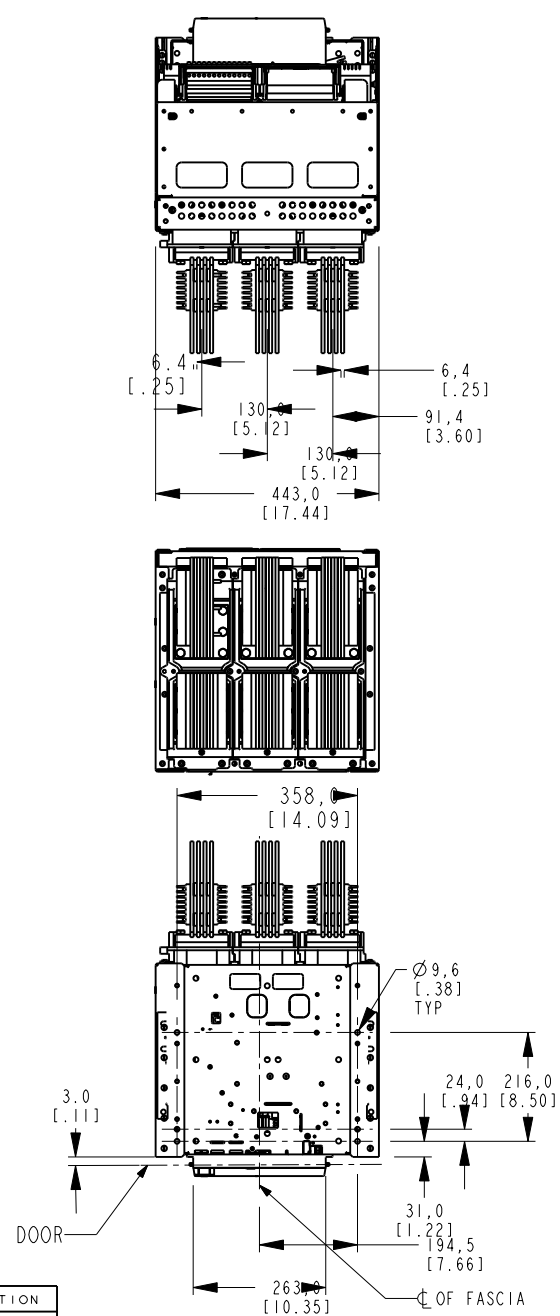
SIZE: DRAWING NO. 10101393

REV. SHEET

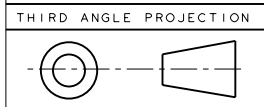
A3

GE PROPRIETARY AND CONFIDENTIAL INFORMATION
 This document is the property of General Electric Company ("GE") and contains proprietary information of GE. This document is loaned on the express condition that neither it nor the information contained therein shall be disclosed to others without the express written consent of GE Industrial Systems, and that the information shall be used by the recipient only as approved expressly by GE Industrial Systems. This document shall be returned to GE upon its request. This document may be subject to certain restrictions under U.S. export control laws and regulations.

REVISIONS			
REV.	DESCRIPTION	DATE	APPROVED
1	R0818652	04/10/08	



NOTE:
 COPPER WORK MUST BE SUPPORTED WITHIN 200mm(7.87inch)
 OF BREAKER CONNECTIONS - BUS BAR OR CABLES
 ALL CONNECTIONS TO BE TIGHTENED TO 50Nm (442.5 Lb-inch) TORQUE



BREAKER MOUNTING DETAIL

Part must conform to SI 900000 Sect. 4, Toxicity Procedure

FOR ADDITIONAL INFO REFER TO:	SIGNATURES		DATE
APPLIED PRACTICES	MODEL	ANANT	04/10/08
DIMENSIONS ARE IN MILLIMETERS UNLESS OTHERWISE SPECIFIED IN DRAWING	DETAIL	ANANT	04/10/08
TOLERANCE ON:	CHECKED		
1 PL DECIMALS ± 0.3	ENGRG		
2 PL DECIMALS ± 0.13	MFG		
ANGLES ± 0.5	QUALITY		
FRACTIONS ±	ISSUED		
FINISH			
CRITICAL TO QUALITY CHARACTERISTIC	DRAWING FILE:	10101393PV	
	SOLID MODEL:	10101393PV	

GE Consumer & Industrial		GENERAL ELECTRIC COMPANY	
TITLE: ANSI 3 POLE, DRAWOUT 2500A-3200A, TYPE H,M IntelliGuard G LVPCB			
SIZE	DRAWING	REV	
A3		10101393	1
SCALE: 0.100	REF. No:	SHEET 1 of 1	

METRIC