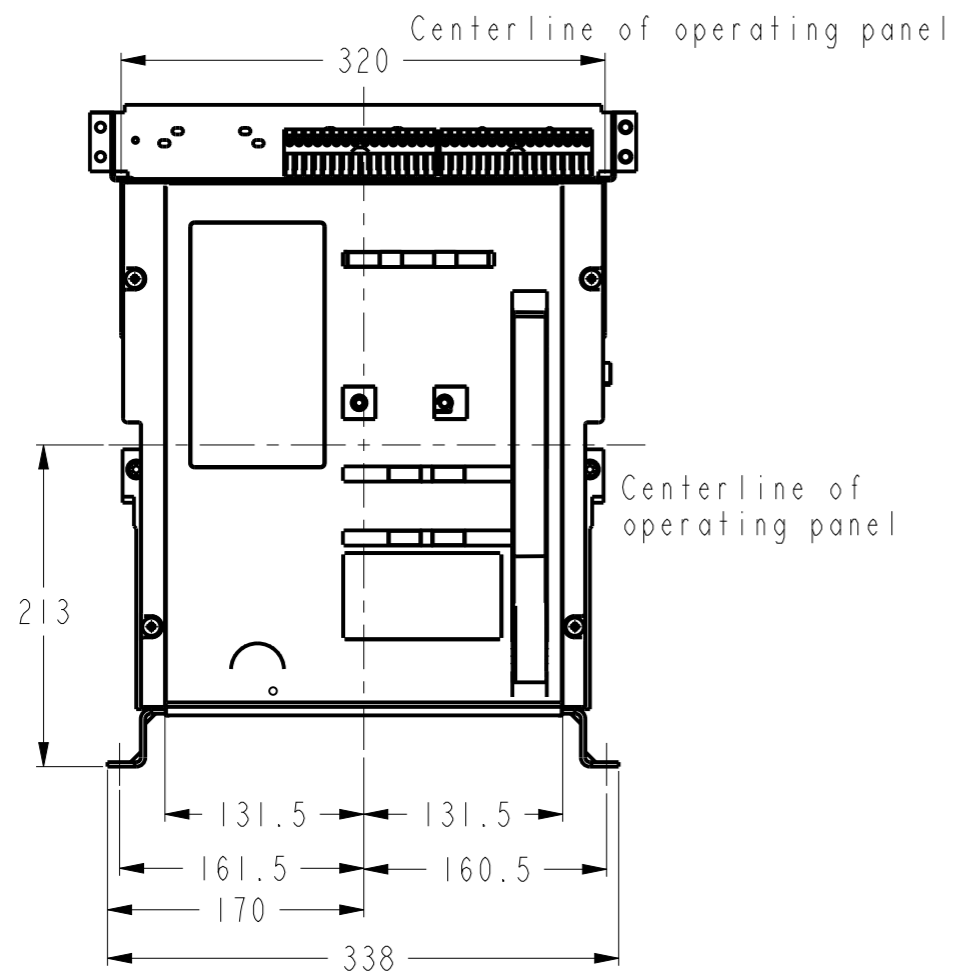
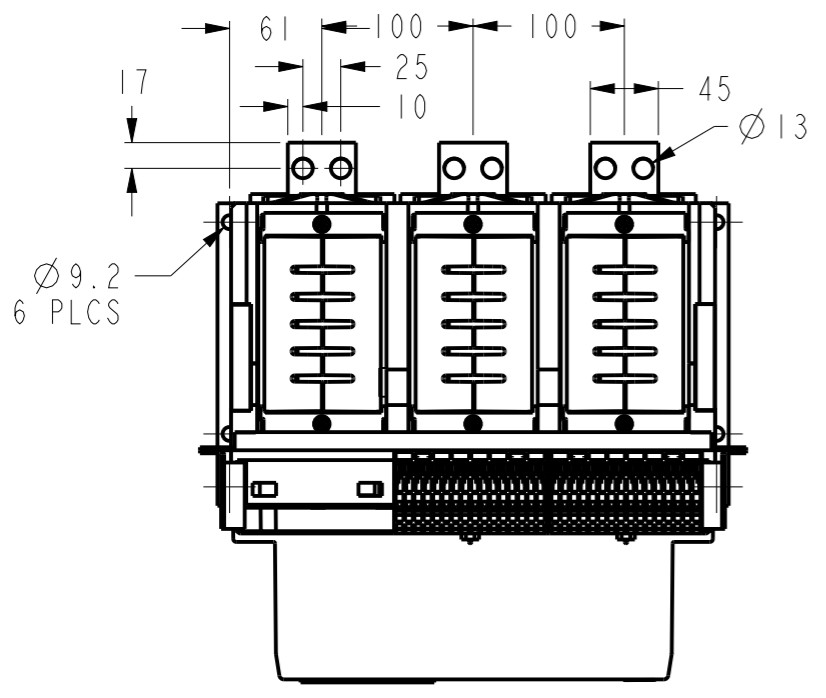


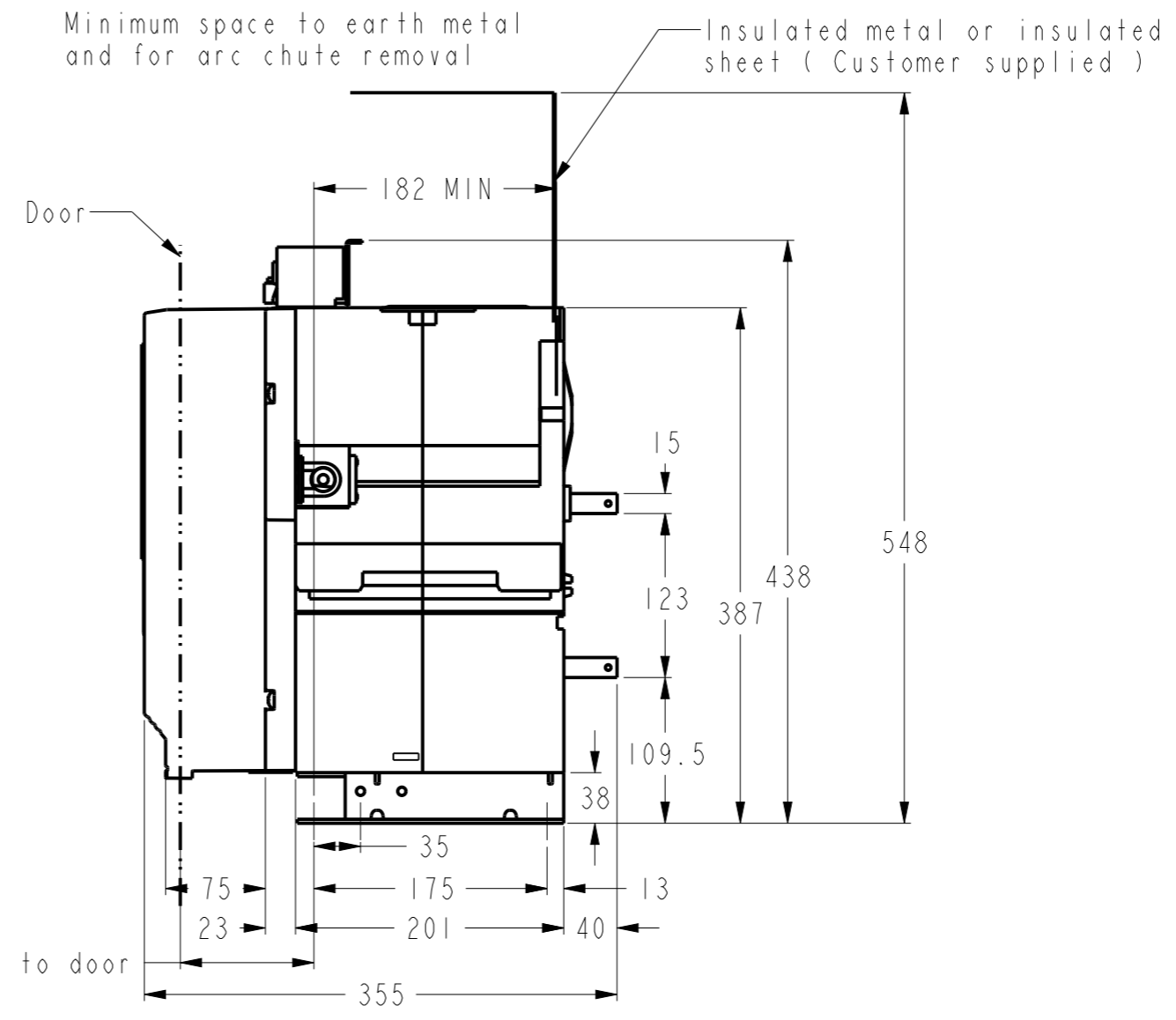
SHEET 1  
REV 4  
10110871  
DRAWING NO.  
A3



GE PROPRIETARY AND CONFIDENTIAL INFORMATION  
This document is the property of General Electric Company ("GE") and contains proprietary information of GE. This document is loaned on the express condition that neither it nor the information contained therein shall be disclosed to others without the express written consent of GE Energy, and that the information shall be used by the recipient only as approved expressly by GE Energy. This document shall be returned to GE upon its request. This document may be subject to certain restrictions under U.S. export control laws and regulations.

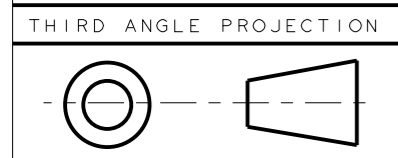
REVISIONS				
REV.	DESCRIPTION	DATE	APPROVED	
1	R1113523	11-07-12	PRASAD	GUPTA
2	C003310	03-06-15		VS
3	C035056	12-01-17	RAGHAV	SANDEEP
4	C046810	06-05-18	RAGHAV	GUPTA

METRIC



PV1

NOTE:  
COPPER WORK MUST BE SUPPORTED WITHIN 200mm OF BREAKER CONNECTIONS - BUS BAR OR CABLES  
ALL BUS BAR CONNECTIONS TO BE TIGHTENED TO 50Nm TORQUE



Article or Material Must Conform to REACH Procedure SI900000 Sec. 14  
Article or Material Must Conform to RoHS Procedure SI900000 Sec. 13

Part must conform to SI 900000 Sect. 4, Toxicity Procedure

FOR ADDITIONAL INFO REFER TO:	SIGNATURES		DATE
APPLIED PRACTICES	MODEL	PRASAD	10-31-12
DIMENSIONS ARE IN MILLIMETERS	DETAIL	PRASAD	10-31-12
<b>UNLESS OTHERWISE SPECIFIED IN DRAWING</b>	CHECKED	GUPTA	10-31-12
TOLERANCE ON:	ENGRG	.	.
1 PL DECIMALS ± 0.3	MFG	.	.
2 PL DECIMALS ± 0.13	QUALITY	.	.
ANGLES ± 0.5	ISSUED	.	.
FRACTIONS ±	DRAWING FILE:	10110871PV1	
FINISH	SOLID MODEL:	10110871PV1	
CRITICAL TO QUALITY CHARACTERISTIC			

**GE Energy**  
TITLE **OUTLINE DRW 1600A 3P, FIXED FRAME 1 ENTELLIGUARD L**  
SIZE DRAWING **A3** REV **10110871 4**  
SCALE: 1:5 REF. No: SHEET 1 of 1

METRIC