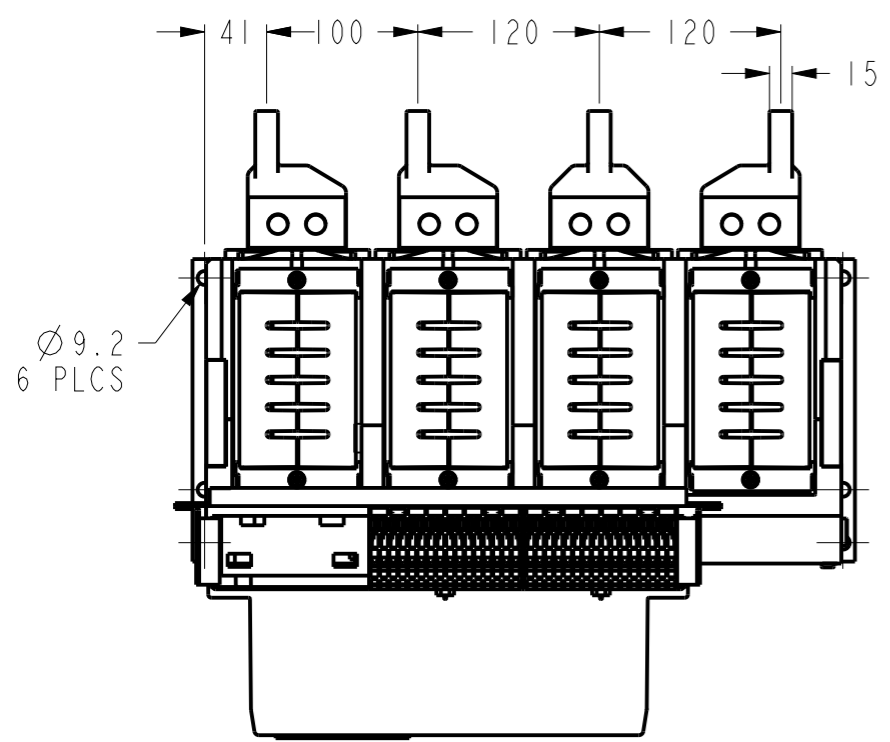
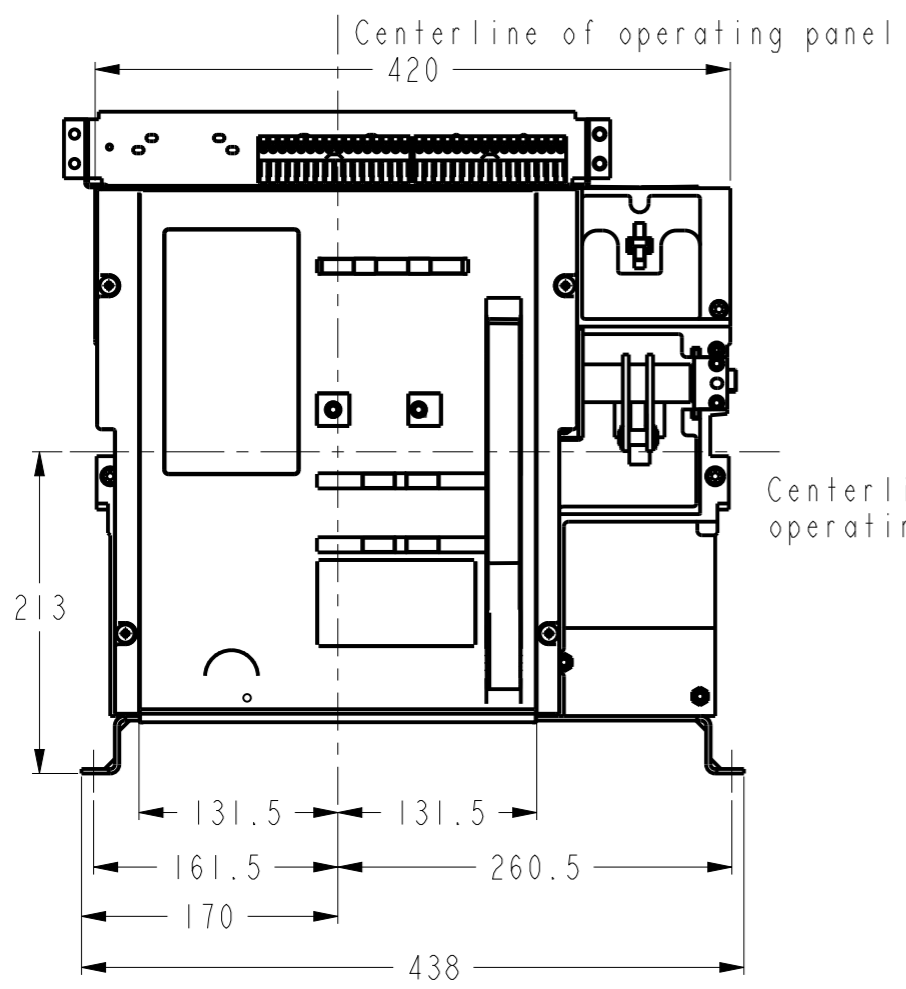


SHEET 4
REV 10110933
DRAWING NO. A3

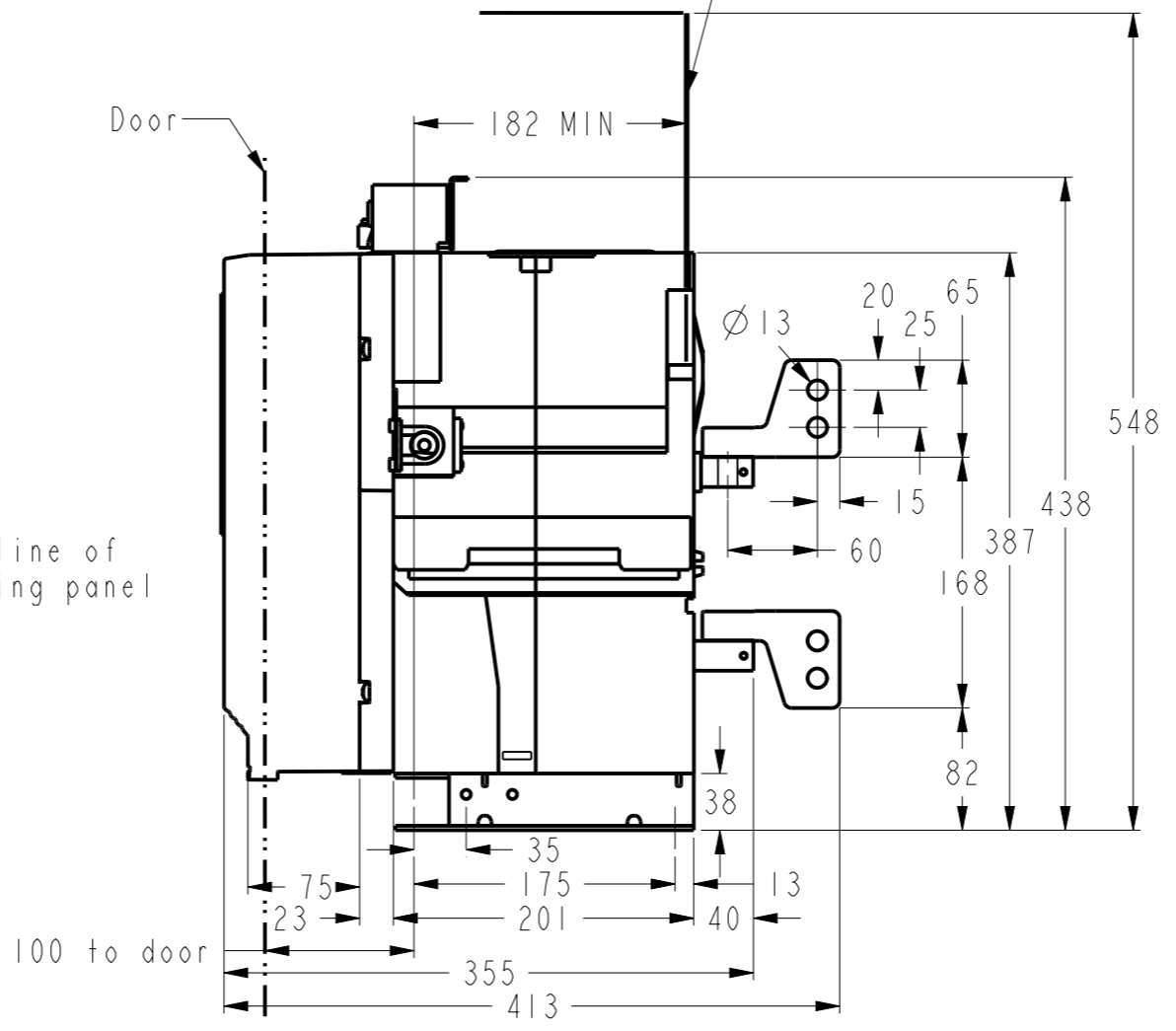


GE PROPRIETARY AND CONFIDENTIAL INFORMATION
This document is the property of General Electric Company ("GE") and contains proprietary information of GE. This document is loaned on the express condition that neither it nor the information contained therein shall be disclosed to others without the express written consent of GE Energy, and that the information shall be used by the recipient only as approved expressly by GE Energy. This document shall be returned to GE upon its request. This document may be subject to certain restrictions under U.S. export control laws and regulations.

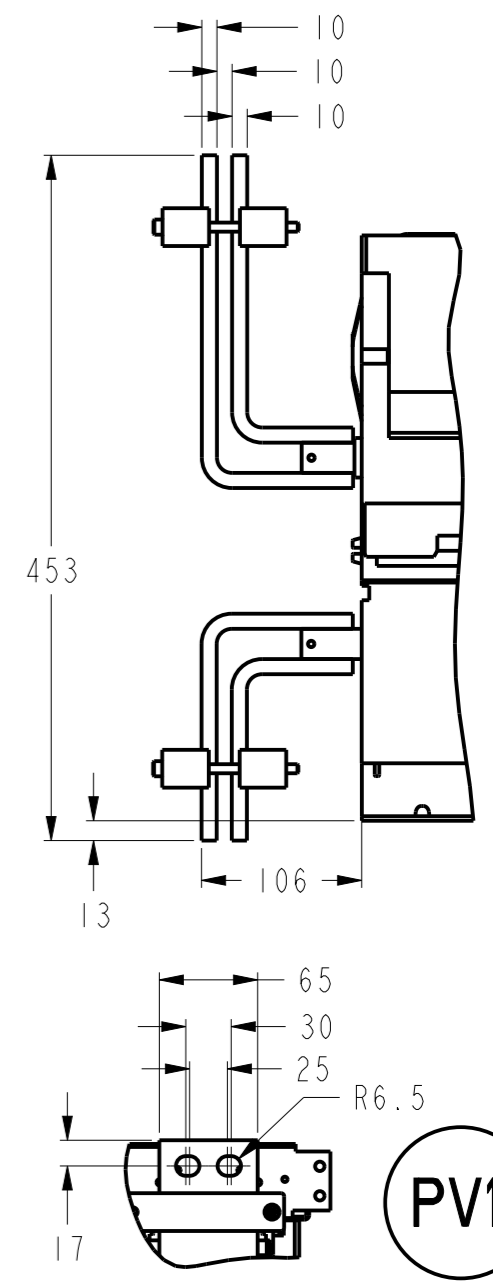
REVISIONS				
REV.	DESCRIPTION		DATE	APPROVED
1	R1113523	PRASAD	11-08-12	GUPTA
2	C003310		03-06-15	VS
3	C035056	VINU	10-24-17	SANDEEP
4	C046810	RAGHAV	06-05-18	GUPTA



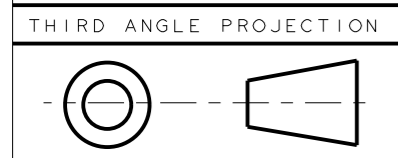
Minimum space to earth metal and for arc chute removal
Insulated metal or insulated sheet (Customer supplied)



FIXD FRONT CONNCTION
TYPE S & N 2500A



NOTE:
COPPER WORK MUST BE SUPPORTED WITHIN 200mm OF BREAKER CONNECTIONS - BUS BAR OR CABLES
ALL BUS BAR CONNECTIONS TO BE TIGHTENED TO 50Nm TORQUE



Article or Material Must Conform to REACH Procedure SI900000 Sec. 14
Article or Material Must Conform to RoHS Procedure SI900000 Sec. 13

Part must conform to SI 900000 Sect. 4, Toxicity Procedure

FOR ADDITIONAL INFO REFER TO:	SIGNATURES		DATE
APPLIED PRACTICES	MODEL	PRASAD	11-02-12
DIMENSIONS ARE IN MILLIMETERS	DETAIL	PRASAD	11-02-12
UNLESS OTHERWISE SPECIFIED IN DRAWING	CHECKED	GUPTA	11-02-12
TOLERANCE ON:	ENGRG		
1 PL DECIMALS ± 0.3	MFG		
2 PL DECIMALS ± 0.13	QUALITY		
ANGLES ± 0.5	ISSUED		
FRACTIONS ±	DRAWING FILE:	10110933PVI	
FINISH	SOLID MODEL:	10110933PVI	
CRITICAL TO QUALITY CHARACTERISTIC			

GE Energy
TITLE **OUTLINE VER 2500A 4P, FIXED FRAME 1 ENTELLIGUARD L**
SIZE DRAWING **A3** REV **10110933 4**
SCALE: 1:5 REF. No: SHEET 1 of 1

METRIC