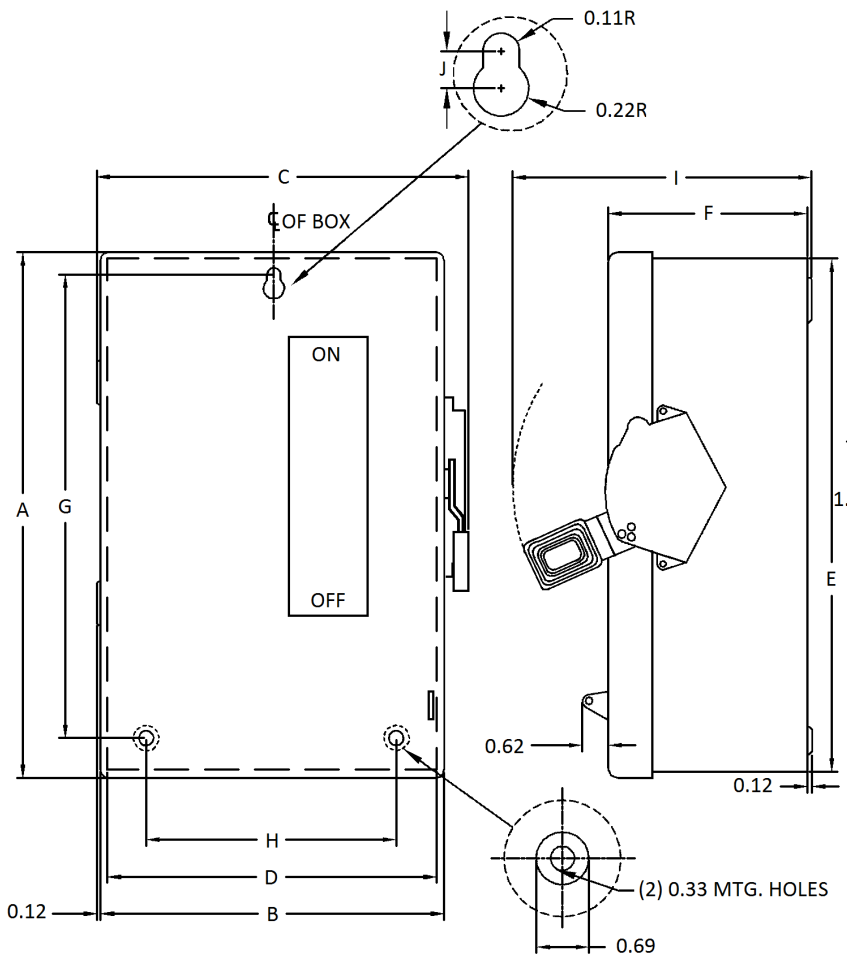

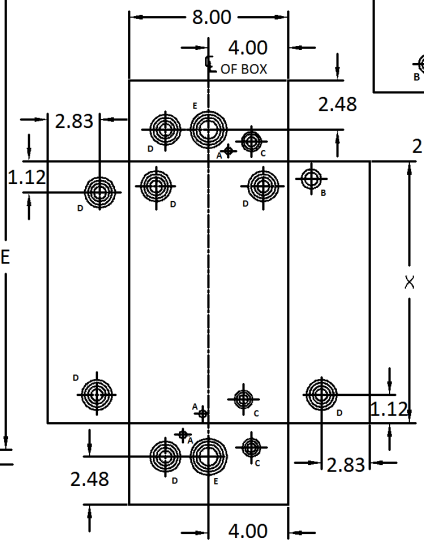

KO VIEW-3

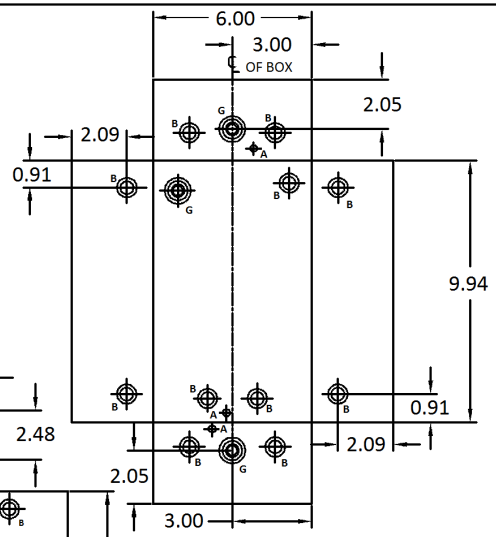

KO VIEW-1

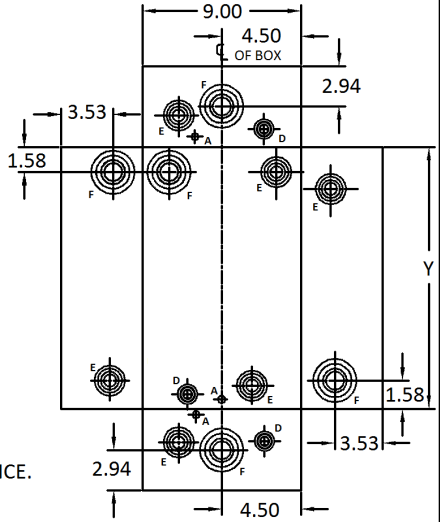

KO VIEW-2

NOTE:
1. ALL DIMENSIONS ARE IN INCHES.
2. ALL DIMENSIONS HAVE ±0.125 TOLERANCE.

DIMENSION TABLE

CAT. NO.	MOD.	KO VIEW	A	B	C	D	E	F	G	H	I	J	X	Y
MHF221N/ MHF321N/ MHU321	10	1	10.28	6.28	7.12	6.09	10.07	3.31	8.57	4.50	6.12	0.31	–	–
MHF222N/ MHF322N/ MHU362	10	2	17.59	9.38	10.05	9.12	17.32	5.00	15.81	7.50	9.00	0.44	–	17.19
MHU361	10	3	10.31	8.31	9.25	8.09	10.07	4.00	8.57	6.50	7.72	0.31	9.94	–
MHF361	10	3	12.56	8.31	9.50	8.09	12.32	4.00	10.82	6.50	7.62	0.31	12.19	–
MHF362	10	2	21.34	9.38	9.38	9.00	21.12	5.00	19.56	7.50	8.62	0.44	–	20.99

KNOCKOUT TABLE

SYM.	SIZE	QTY. VIEW 1	QTY. VIEW 2	QTY. VIEW 3
A	9/32KO	3	3	3
B	1/2 X 3/4 KO	11	–	1
C	1/2 X 3/4 X 1 KO	–	–	3
D	1/2 X 3/4 X 1 X 1 1/4 KO	–	3	7
E	3/4 X 1 X 1 1/4 X 1 1/2 KO	–	6	2
F	1 X 1 1/4 X 1 1/2 X 2 KO	–	5	–
G	3/8 X 1/2 X 3/4 X 1 KO	3	–	–

MIDWEST ELECTRIC

OUTLINE DRAWING-HEAVY DUTY SAFETY SWITCH
30 & 60A. NEMA TYPE 1 ENCLOSURE

DWG NO.	DATE	REV
10103093SH2	10/06/14	01