




DATA SHEET

PowerMark Gold™ Feed-thru load centers



—
TM820RCUFL main
breaker load center

Benefits

- Feed-thru lugs allow the contractor to feed additional secondary loads directly from the load center without needing another service
- Full-length neutrals are easier to wire, reducing installation time and cost
- Raised neutral screws cut wiring time
- Sturdy copper bus and galvanized box increase durability and reliability
- Tangential knockouts reduce conduit bending time
- Back keyholes and slotted side holes simplify mounting

PowerMark Gold feed-thru load centers are designed to control the distribution of energy throughout the house. The standard feed-thru lugs can be used on main lug or main breaker interiors to feed additional load centers downstream. PowerMark Gold feed-thru load centers are easy to install, help reduce labor hours, and save money.

Features

- Straight-in, straight-out wiring
- Tin-plated copper bus for corrosion resistance
- Main breaker and panel rated 22kAIC
- Accepts GE 1" THQL and industry-exclusive 1/2" THQP branch circuit breakers
- Combination slotted and Robertson drive screws on neutral terminations
- Compact size
- Ample wire bend space
- Outdoor NEMA type 3R enclosure

Accessories

- Neutral and equipment ground kits
- Universal raintight hubs
- Front filler plates
- Surge arrester
- Generator interlock kit

Approvals and standards

- UL 67 for load centers
- UL 489 for main breakers

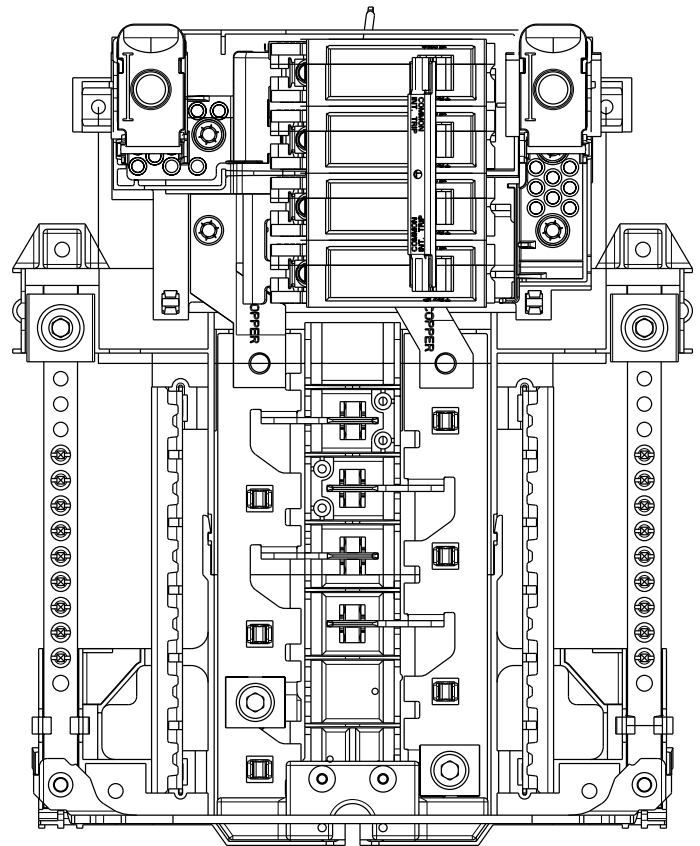
Single-phase, three-wire, 120/240 Vac, factory installed main breaker, outdoor surface feed-thru

Main ampere rating	Maximum spaces					Catalog number	Main breaker (installed)	Main wire size AWG Cu/Al (kcmil)	Enclosure weight (lbs.)	Enclosure size (in.)
	1" THQL		1/2" THQP		Total 1-pole spaces					
	1- pole	2- pole	1- pole	2- pole						
150	8	4	16	6	16	TM815RCUFL	THQMV150	1-3/0 (Cu), 2-3/0 (Al)	29	12 1/2w x 28 11/16h x 4 5/8d
200	8	4	16	6	16	TM820RCUFL	THQMV200	1-250 (Cu), 2/0-250 (Al)	29	12 1/2w x 28 11/16h x 4 5/8d

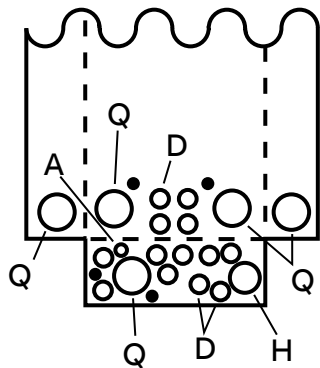
Knockouts

	Symbol				
	A	●	D	H	Q
Conduit size in inches	9/32	-	-	-	-
	-	3/8	-	-	-
	-	1/2	1/2	1/2	-
	-	-	3/4	3/4	-
	-	-	-	1	1
	-	-	-	1 1/4	-
	-	-	-	-	1 1/2
	-	-	-	-	2
	-	-	-	-	2 1/2

—
02



—
01



—
01 TM815RCUFL
TM820RCUFL
—
02 Interior layout

—
ABB Inc.
305 Gregson Drive
Cary, NC 27511

—
We reserve the right to make technical changes or modify the contents of this document without prior notice. With regard to purchase orders and/or contracts, the agreed particulars shall prevail. ABB Inc. does not accept any responsibility whatsoever for potential errors or possible lack of information in this document.

—
We reserve all rights in this document and in the subject matter and illustrations contained therein. Any reproduction or utilization of its contents – in whole or in parts – is forbidden without prior written consent of ABB Inc. © Copyright 2020 ABB. All rights reserved

—
GE is a registered trademark used under license from General Electric company. PowerMark Gold is a trademark of ABB Inc.