

NOMENCLATURE

M-LINE CONTACTOR
 I-INDICATING LIGHT

ON-OFF-AUTO IS AN ALTERNATE MARKING FOR HAND-OFF-AUTO

USE 75°C COPPER CONDUCTORS ONLY, FOR FIELD WIRING. TORQUE LINE AND LOAD TERMINALS 20 LB-IN OR AS MARKED.

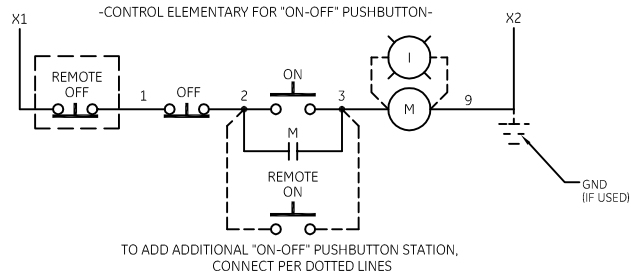
NOTE: POWER POLES MAY BE CONVERTED TO NORMALLY CLOSED
 NOTE: ADDITIONAL OVER-CURRENT PROTECTION MAY BE REQUIRED. REFER TO THE NATIONAL ELECTRICAL CODE OR LOCAL ELECTRICAL CODE AS REQUIRED.

FOR EXTRA AUXILIARY CONTACTS - A MAXIMUM OF 4 CONTACTS MAY BE ADDED AT POSITIONS T,U,W,X,Y, & Z.

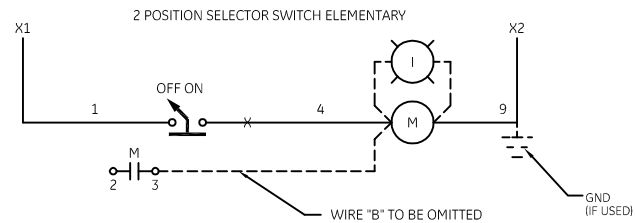
HOLDING INTERLOCK MAY BE OMITTED ON FORMS WITHOUT PUSHBUTTONS.

GROUND KIT

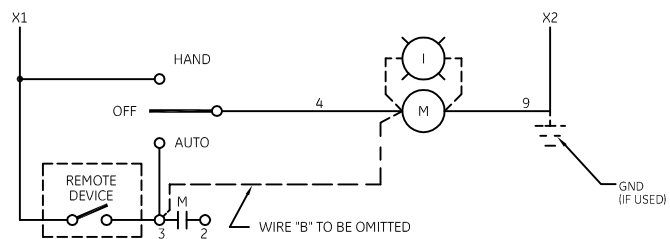
1/2-IN CONDUIT	55-213403G001
3/4-IN CONDUIT	55-213403G002
1-IN CONDUIT	55-213403G003
1 1/4-IN CONDUIT	55-213403G004
1 1/2-IN CONDUIT	55-213403G005
2-IN CONDUIT	55-213403G006
2 1/2-IN CONDUIT	55-213403G007
3-IN CONDUIT	55-213403G008



TO ADD ADDITIONAL "ON-OFF" PUSHBUTTON STATION, CONNECT PER DOTTED LINES



CONTROL ELEMENTARY FOR 3 POSITION SELECTOR SWITCH



imagination at work

**WIRING DIAGRAM
 CR360L LIGHTING CONTACTOR**

AN #	THIRD ANGLE PROJECTION	SHEET #
09-9107		1 OF 1

DWG NO.	DATE	REV
55-196101	07/15/2009	8