

FOR CSA-GND KIT

- 1/2-IN CONDUIT
- 3/4-IN CONDUIT
- 1-IN CONDUIT
- 1 1/4-IN CONDUIT
- 1 1/2-IN CONDUIT
- 2-IN CONDUIT
- 2 1/2-IN CONDUIT

- 55-213403G001
- 55-213403G002
- 55-213403G003
- 55-213403G004
- 55-213403G005
- 55-213403G006
- 55-213403G007

USE 75°C, COPPER CONDUCTORS ONLY FOR FIELD WIRING. TORQUE LINE AND LOAD TERMINALS AS SHOWN AT RIGHT:

RATING	LB-IN
30A	30
60A	50
75A	50
100A	50
150A	250
200A	250
225A	250

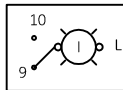
NOTE: REFER TO THE NATIONAL ELECTRICAL CODE. ADDITIONAL CONTROL CIRCUIT OVER-CURRENT PROTECTION MAY BE REQUIRED.

NOTE: WIRE "B" MUST BE REMOVED FROM L2 AND RETURNED TO NEUTRAL FOR NON-STANDARD LINE TO NEUTRAL VOLTAGE CONNECTIONS

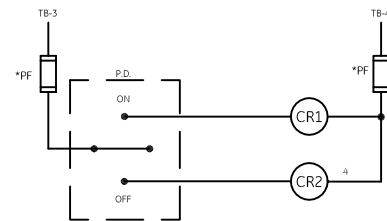
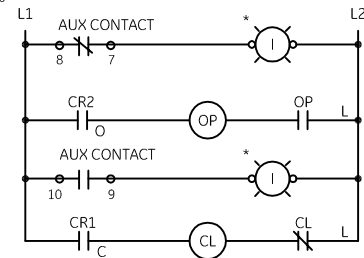
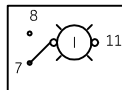
NOMENCLATURE

- CL-CLOSING COIL
- CR1,CR2-CONTROL RELAYS
- I-INDICATING LIGHT
- OP-OPENING COIL
- PB-PUSH BUTTON
- PF-PRIMARY FUSE
- SS-SELECTOR SWITCH
- *-WHEN ORDERED
- PTT-PUSH TO TEST

PTT IND. LIGHT *
"ON"



PTT IND. LIGHT *
"OFF"



imagination at work

WIRING DIAGRAM
CR160MC LIGHTING CONTACTOR

AN #	THIRD ANGLE PROJECTION	SHEET #
09-9114		1 OF 1

DWG NO.	DATE	REV
55-216230	08/26/2009	1