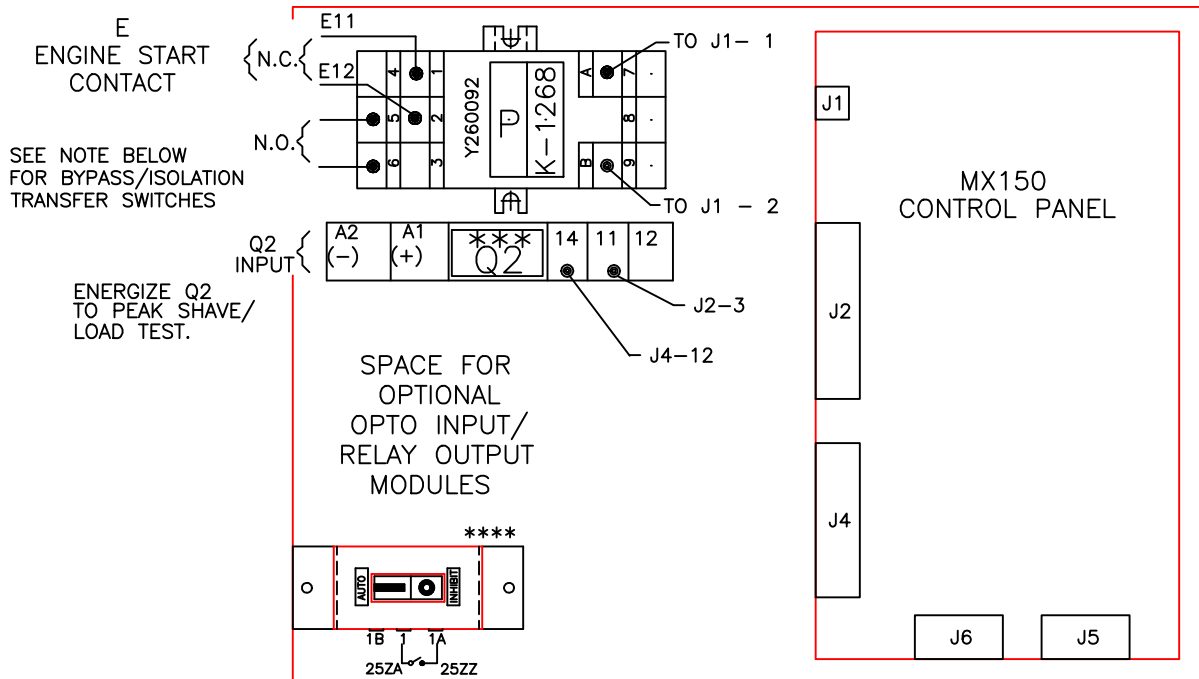




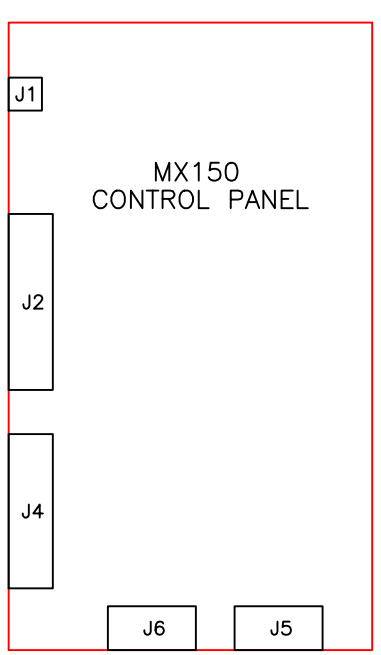
REVISIONS

| REV. | DESCRIPTION                | DATE     | APPROVED |
|------|----------------------------|----------|----------|
| 1    | C076273 UPDATED REBRANDING | 09/05/19 | AR MAS   |

INSIDE VIEW OF CABINET DOOR



PILOT DEVICES

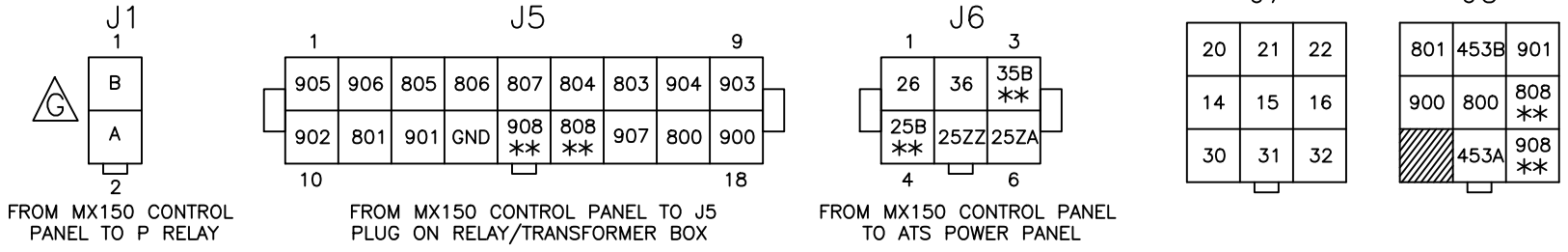


CONTROLS POWER SUPPLY (CPS)

AUXILIARY CONTROL PANEL

(12" X 18")  
(305mm X 457mm)

INTERCONNECT PLUGS



LEGEND

- WIRE CONNECTION
- WIRE ON TERMINAL BLOCK
- \* OPTIONAL
- \*\* DELAY UNIT ONLY
- \*\*\* RELAY:
- K-1306, 24VAC;
- K-1307, 24VDC;
- K-1308, 120VAC;
- PS-3147, CLIP
- \*\*\*\* DISCONNECT SWITCH (DS) LOCATED NEXT TO CONTROLLER 40-600AMP, OPTIONAL 800-3000AMP, STANDARD DS:.....L-4030 BRACKET:..... 57H-1031 LABELS:.....V-2003, V-1896, V-1897

CUSTOMER CONNECTIONS

| RELAY           | CONTACT | RATING                              |
|-----------------|---------|-------------------------------------|
| P               | E       | 10 AMP @ 240 VAC<br>10 AMP @ 28 VDC |
|                 | A3, A4  | 20 AMP @ 125, 250 VAC               |
| OUTPUT MOUDULES |         | 10 AMP @ 250 VAC<br>10 AMP @ 60 VDC |

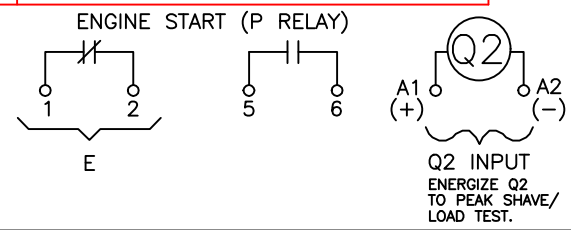


ABB PROPRIETARY AND CONFIDENTIAL INFORMATION

The information contained in the document has to be kept strictly confidential. Any unauthorized use, reproduction, distribution or disclosure to third parties is strictly forbidden. ABB reserves all rights regarding Intellectual Property Rights. Copyright 2018 ABB. All rights reserved.

THIRD ANGLE PROJECTION

| FOR ADDITIONAL INFO REFER TO                        | SIGNATURES                         | DATE     |
|---|------------------------------------|----------|
| APPLIED PRACTICES                                   | MODEL GG                           | 10/31/02 |
| UNLESS OTHERWISE SPECIFIED DIMENSIONS ARE IN INCHES | DETAIL                             |          |
| TOLERANCES ON:                                      | CHECKED                            |          |
| 2 PL. DECIMALS ± .020                               | ENGRG FS                           |          |
| 3 PL. DECIMALS ± .005                               | MFG                                |          |
| ANGLES ± 1°   | QUALITY                            |          |
| FRACTIONS ± 1/64                                    | ISSUED                             |          |
| FINISH  | DRAWING FILE: 70a-0500-g-1.dwg     |          |
| AutoCad Generated                                   | MODEL / ASSEMBLY FILE:             |          |
| # CTQs  | CRITICAL TO QUALITY CHARACTERISTIC |          |

**ABB**

TITLE  
INSIDE DOOR VIEW ZTG SERIES TRANSFER SWITCHES

FIRST MADE FOR:  
SIZE B CAGE CODE DWG NO 70A-0500

SCALE: NA SHEET 1 OF 1

