



Transformer

by ABB



1M0000000

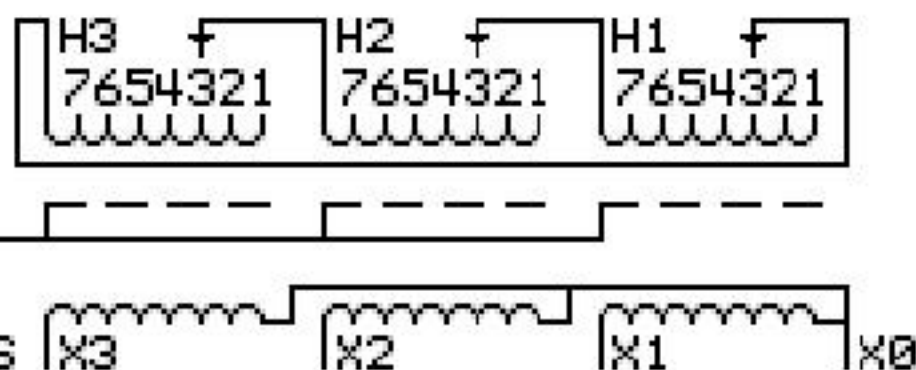
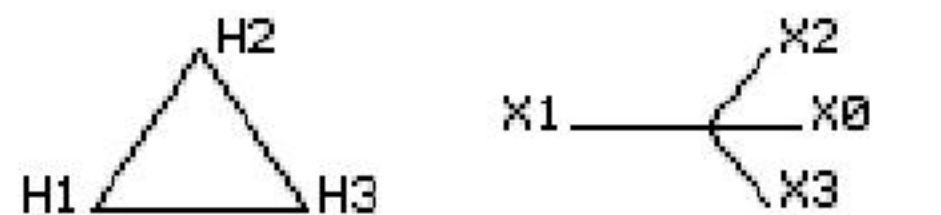
Catalog Number
9T10A1002G34

Type QL

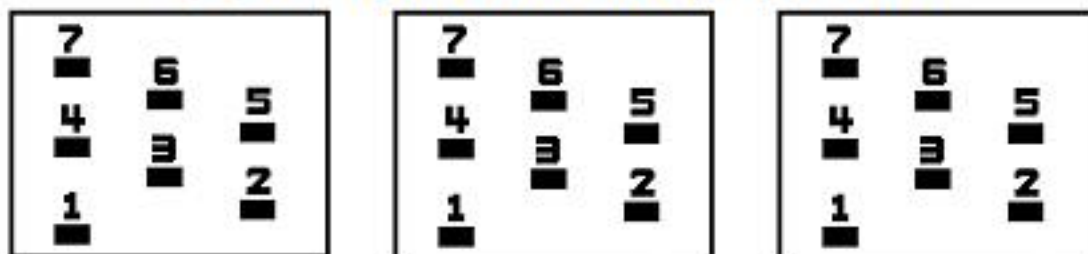
30.0 KVA 60 HZ 3 PH 5.1 % IMP
40 C AMB. 115 C RISE 220 C SYSTEM IS-19C

PRIMARY (H) 480 VOLTS (LINE-LINE)
SECONDARY (X) 208 VOLTS (LINE-LINE)
 120 VOLTS (LINE-NEUTRAL)

JUMPER CONNECTION	
TAP	VOLTS
1	504
2	492
3	480
4	468
5	456
6	444
7	432



COIL TAP ARRANGEMENT



NET WGT
330 LB
149.7 Kg
89028
UX72A

INSPECTION
& FINAL
TEST
NOG
N139!
092021



X0
X1
H1
X1
H1
X1
H1
X2
H2
X2
H2
X2
H2
X3
H3
X3
H3

ELECTROSTATIC GROUND SHIELD IN EACH PHASE

ENCLOSURE TYPE 2 (IP20). OR RAINPROOF TYPE 3R (IP22) WHEN PROVIDED SHIELD 9T18Y1072G06

BEFORE HANDLING, INSTALLING AND OPERATING, SEE INSTRUCTION 475A667AAP001

ALUMINUM CONDUCTOR PRIMARY: 10 KV BIL SECONDARY: 10 KV BIL

IN ACCORDANCE WITH NEC SECTION 450-9, ALLOW AT LEAST SIX INCHES CLEARANCE FOR VENTILATION.

CHECK ADDITIONAL NEC AND LOCAL CODE

NEMA CLASS AA DRY TYPE TRANSFORMER

Meets DOE 2016 efficiency

ASSEMBLED IN MEXICO

X3 H3 X2 H2 X1 H1 X0

Note: standard

Outline: 303B111GEUXP72A

