



Transformer



1M0000000

Catalog Number

Type QL

9T10A1005G06

112.5 KVA 60 HZ 3 PH 4.3 % IMP

40 C AMB. 150 C RISE 220 C SYSTEM IS-19C

Note: Design is based on 112.5KVA & 150C Rise 4.1% Imp.

PRIMARY (H) 480 VOLTS (LINE-LINE)
SECONDARY (X) 208 VOLTS (LINE-LINE)
120 VOLTS (LINE-NEUTRAL)

ELECTROSTATIC GROUND SHIELD IN EACH PHASE

ENCLOSURE TYPE 2 (IP20) OR RAINPROOF TYPE 3R (IP22) WHEN PROVIDED SHIELD 9T18Y1074G06

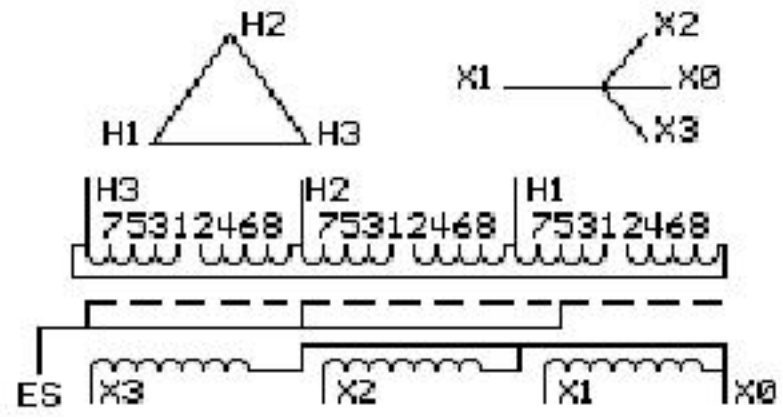
BEFORE HANDLING, INSTALLING AND OPERATING, SEE INSTRUCTION 475A667AAP001
ALUMINUM CONDUCTOR PRIMARY: 10 KV BIL SECONDARY: 10 KV BIL Outline: 303B111GEDYP75A

IN ACCORDANCE WITH NEC SECTION 450-9, ALLOW AT LEAST SIX INCHES
CLEARANCE FOR VENTILATION. CHECK ADDITIONAL NEC AND LOCAL CODE

GE Energy Industrial Solutions

NEMA CLASS AA DRY TYPE TRANSFORMER

Meets DOE 2016 efficiency



JUMPER CONNECTION	
TAP	VOLTS
1-2	503
2-3	494
3-4	480
4-5	467
5-6	458
6-7	445
7-8	431

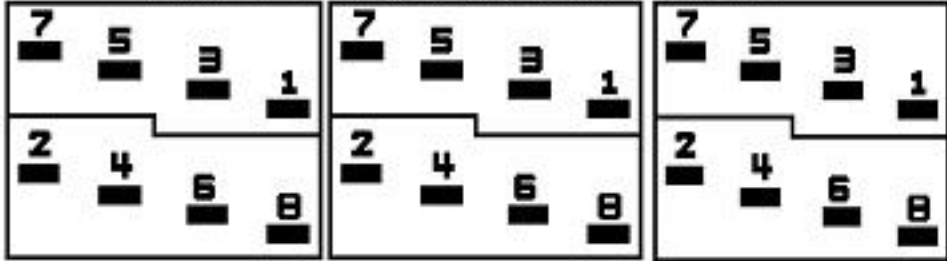
NET WGT
680 LB
308.4 Kg

58560
DY75A

NOG
121015

INSPECTION
&
FINAL TEST
N550!

COIL TAP ARRANGEMENT




Assembled in Mexico


X3 - X2 - X1 - -
- H3 - H2 - H1

Note: X0 at the bottom

X3 - X2 - X1 - -
- H3 - H2 - H1
X3 - X2 - X1 - -
- H3 - H2 - H1



2M0000000



3M0000000

X0