



Transformer



1M0000000

Catalog Number
9T10A1005G61

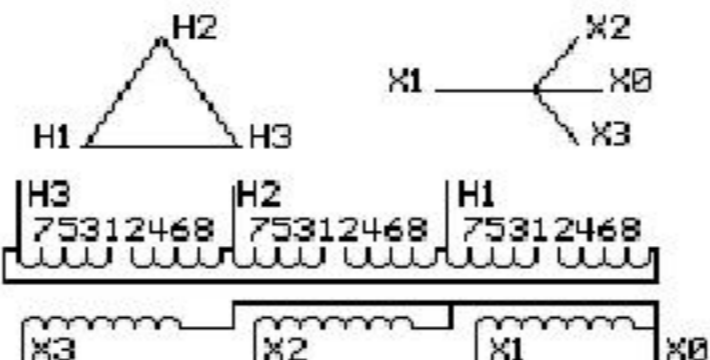
Type QL

112.5 KVA 60 HZ 3 PH 3.2 % IMP

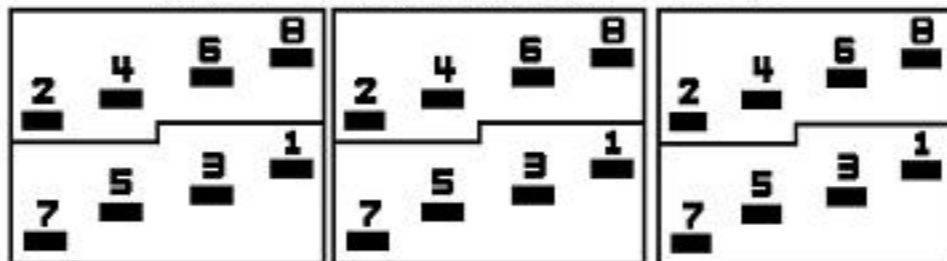
40 C AMB. 80 C RISE 220 C SYSTEM IS-19C

Note: Design is based on 150.0KVA & 150C Rise 4.4% Imp.

PRIMARY (H) 480 VOLTS (LINE-LINE)
SECONDARY (X) 208 VOLTS (LINE-LINE)
120 VOLTS (LINE-NEUTRAL)



COIL TAP ARRANGEMENT



| JUMPER CONNECTION | |
|-------------------|-------|
| TAP | VOLTS |
| 1-2 | 503 |
| 2-3 | 492 |
| 3-4 | 480 |
| 4-5 | 469 |
| 5-6 | 457 |
| 6-7 | 446 |
| 7-8 | 435 |

NET WGT
1030 LB
467.2 Kg

58568
DY76A

NOG
121015

INSPECTION
&
FINAL TEST
N550!



ENCLOSURE TYPE 2 (IP20) OR RAINPROOF TYPE 3R (IP22) WHEN PROVIDED SHIELD 9T18Y1076G06

Assembled in Mexico


BEFORE HANDLING, INSTALLING AND OPERATING, SEE INSTRUCTION 475A667AAP001
ALUMINUM CONDUCTOR PRIMARY: 10 KV BIL SECONDARY: 10 KV BIL

Outline:
303B111GEDYP76A

IN ACCORDANCE WITH NEC SECTION 450-9, ALLOW AT LEAST SIX INCHES
CLEARANCE FOR VENTILATION. CHECK ADDITIONAL NEC AND LOCAL CODE

X3 - X2 - X1 - -
- H3 - H2 - H1

Note: X0 at the bottom



2M0000000



3M0000000

X3 - X2 - X1 - -
- H3 - H2 - H1
X3 - X2 - X1 - -
- H3 - H2 - H1

X0