



Transformer



1M0000000

Catalog Number
9T10A1006G32

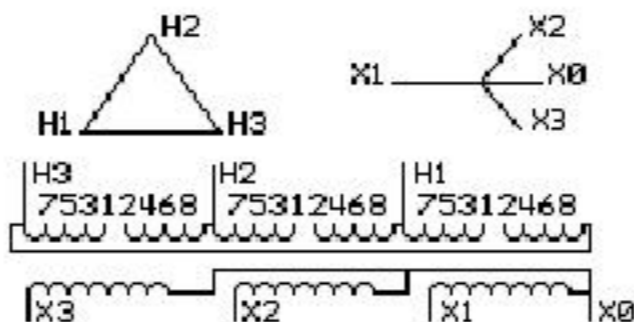
Type **QL**

150.0 KVA 60 HZ 3 PH 3.6 % IMP

40 C AMB. 115 C RISE 220 C SYSTEM IS-19C

Note: Design is based on 150.0KVA & 115C Rise 3.6% Imp.

PRIMARY (H) 480 VOLTS (LINE-LINE)
SECONDARY (X) 208 VOLTS (LINE-LINE)
120 VOLTS (LINE-NEUTRAL)



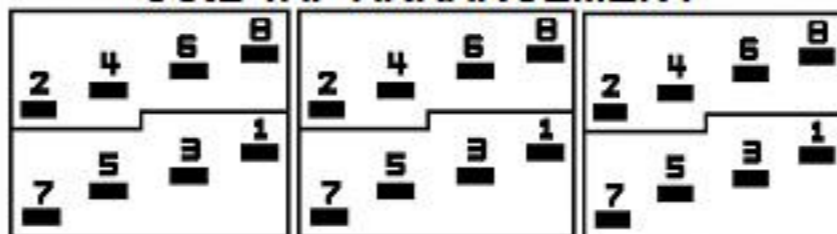
JUMPER CONNECTION	
TAP	VOLTS
1-2	506
2-3	491
3-4	480
4-5	470
5-6	454
6-7	444
7-8	433

NET WGT
1250 LB
567.0 Kg

60597
DK76A
NOG
031816

INSPECTION
&
FINAL TEST
N612!

COIL TAP ARRANGEMENT



LISTED 769G


Assembled in Mexico

ENCLOSURE TYPE 2 (IP20). OR RAINPROOF TYPE 3R (IP22) WHEN PROVIDED SHIELD 9T18Y1077G06

BEFORE HANDLING, INSTALLING AND OPERATING, SEE INSTRUCTION 475A667AAP001
ALUMINUM CONDUCTOR PRIMARY: 10 KV BIL SECONDARY: 10 KV BIL

Outline:
303B112GEDXP76A

IN ACCORDANCE WITH NEC SECTION 450-9, ALLOW AT LEAST SIX INCHES CLEARANCE FOR VENTILATION. CHECK ADDITIONAL NEC AND LOCAL CODE



2M0000000



3M0000000