



Transformer



1M000000

Catalog Number
9T10A1007G02

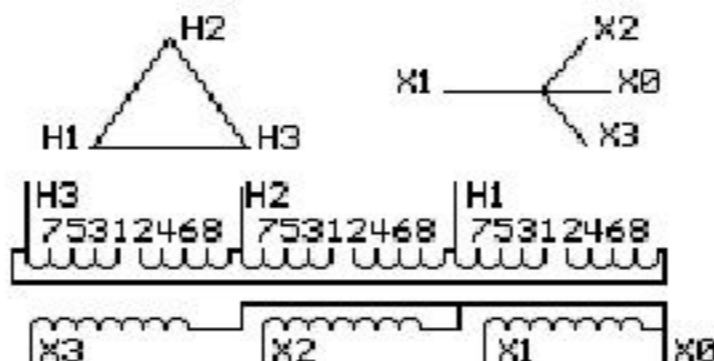
Type QL

225.0 KVA 60 HZ 3 PH 5.2 % IMP

40 C AMB. 150 C RISE 220 C SYSTEM IS-19C

Note: Design is based on 225.0KVA & 150C Rise 5.2% Imp.

PRIMARY (H) 480 VOLTS (LINE-LINE)
SECONDARY (X) 208 VOLTS (LINE-LINE)
120 VOLTS (LINE-NEUTRAL)



JUMPER CONNECTION	
TAP	VOLTS
1-2	506
2-3	493
3-4	480
4-5	468
5-6	455
6-7	442
7-8	430

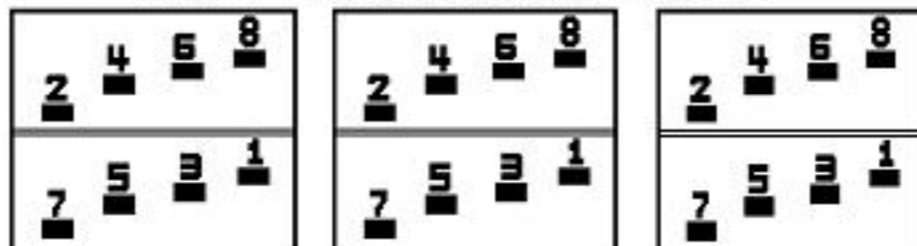
NET WGT
1450 LB
657.7 Kg

58576
DY77A

NOG
121015

INSPECTION
&
FINAL TEST
N550!

COIL TAP ARRANGEMENT




ENCLOSURE TYPE 2 (IP20) OR RAINPROOF TYPE 3R (IP22) WHEN PROVIDED SHIELD 9T18Y1077G06

Assembled in Mexico

BEFORE HANDLING, INSTALLING AND OPERATING, SEE INSTRUCTION 475A667AAP001 Outline:
ALUMINUM CONDUCTOR PRIMARY: 10 KV BIL SECONDARY: 10 KV BIL 303B112GEDYP77A

IN ACCORDANCE WITH NEC SECTION 450-9, ALLOW AT LEAST SIX INCHES CLEARANCE FOR VENTILATION. CHECK ADDITIONAL NEC AND LOCAL CODE



2M000000



3M000000