



# Transformer



\*1M000000\*

Catalog Number  
**9T10A1007G03**

Type **QL**

**225.0 KVA 60 HZ 3 PH 5.4 % IMP**

40 C AMB. 150 C RISE 220 C SYSTEM IS-19C

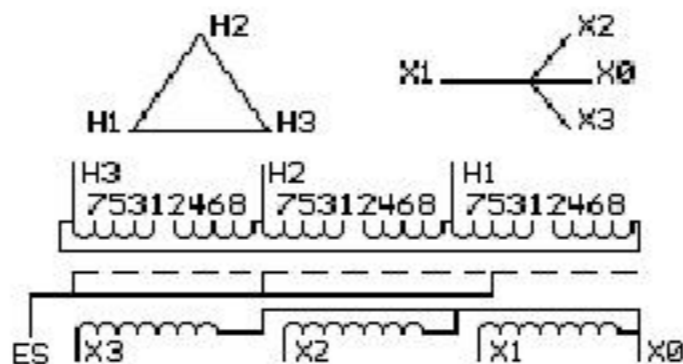
PRIMARY (H) 480 VOLTS (LINE-LINE)  
SECONDARY (X) 208 VOLTS (LINE-LINE)  
120 VOLTS (LINE-NEUTRAL)

ELECTROSTATIC GROUND SHIELD IN EACH PHASE

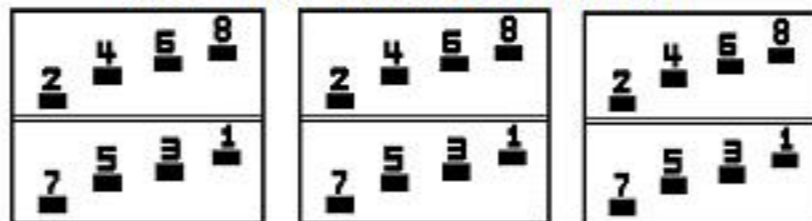
ENCLOSURE TYPE 2 (IP20). OR RAINPROOF TYPE 3R (IP22) WHEN PROVIDED SHIELD 9T18Y1077G06

BEFORE HANDLING, INSTALLING AND OPERATING, SEE INSTRUCTION 475A667AAP001 Outline:  
ALUMINUM CONDUCTOR PRIMARY: 10 KV BIL SECONDARY: 10 KV BIL 303B112GEDYP77A

**IN ACCORDANCE WITH NEC SECTION 450-9, ALLOW AT LEAST SIX INCHES  
CLEARANCE FOR VENTILATION. CHECK ADDITIONAL NEC AND LOCAL CODE**



### COIL TAP ARRANGEMENT



JUMPER CONNECTION	
TAP	VOLTS
1-2	506
2-3	493
3-4	480
4-5	468
5-6	455
6-7	442
7-8	430

NET WGT  
1450 LB  
657.7 Kg


60599  
DY77A  
NOG  
031816

INSPECTION  
&  
FINAL TEST  
N612!



LISTED 769G

Assembled in Mexico



\*2M000000\*



\*3M000000\*