



Transformer



1M000000

Catalog Number

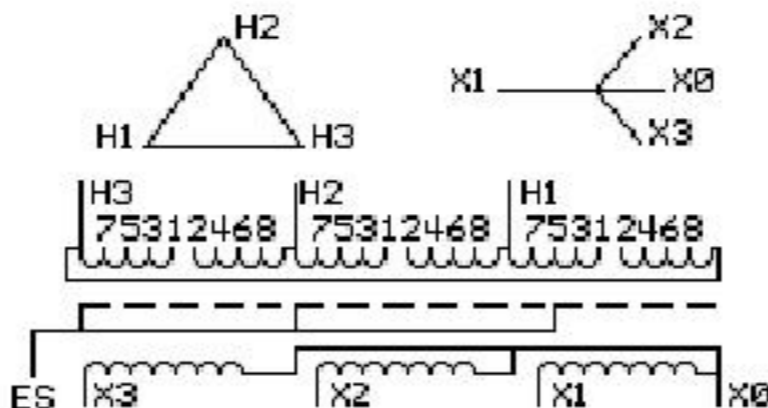
Type QL

9T10A1008G06

300.0 KVA 60 HZ 3 PH 6.1 % IMP

40 C AMB. 150 C RISE 220 C SYSTEM IS-19C

Note: Design is based on 300.0KVA & 150C Rise 5.5% Imp.



JUMPER CONNECTION	
TAP	VOLTS
1-2	507
2-3	494
3-4	480
4-5	467
5-6	454
6-7	447
7-8	434

NET WGT
1670 LB
757.5 Kg

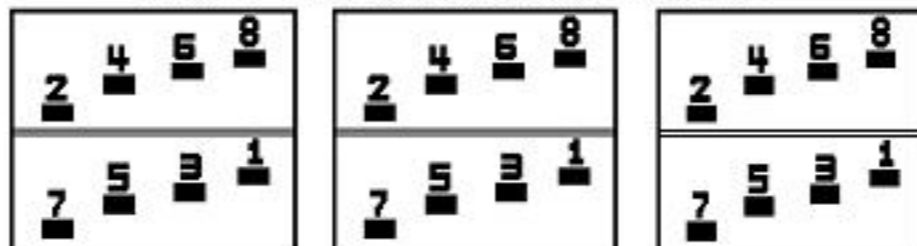
58585
DY78A

NOG
121415

INSPECTION
&
FINAL TEST
N551!

PRIMARY (H) 480 VOLTS (LINE-LINE)
 SECONDARY (X) 208 VOLTS (LINE-LINE)
 120 VOLTS (LINE-NEUTRAL)

COIL TAP ARRANGEMENT




ELECTROSTATIC GROUND SHIELD IN EACH PHASE

ENCLOSURE TYPE 2 (IP20) OR RAINPROOF TYPE 3R (IP22) WHEN PROVIDED SHIELD 9T18Y1077G06

Assembled in Mexico

BEFORE HANDLING, INSTALLING AND OPERATING, SEE INSTRUCTION 475A667AAP001 Outline:
 ALUMINUM CONDUCTOR PRIMARY: 10 KV BIL SECONDARY: 10 KV BIL 303B112GEDYP78A

IN ACCORDANCE WITH NEC SECTION 450-9, ALLOW AT LEAST SIX INCHES CLEARANCE FOR VENTILATION. CHECK ADDITIONAL NEC AND LOCAL CODE



2M000000



3M000000