



Transformer



1M000000

Catalog Number
9T10A1009G32

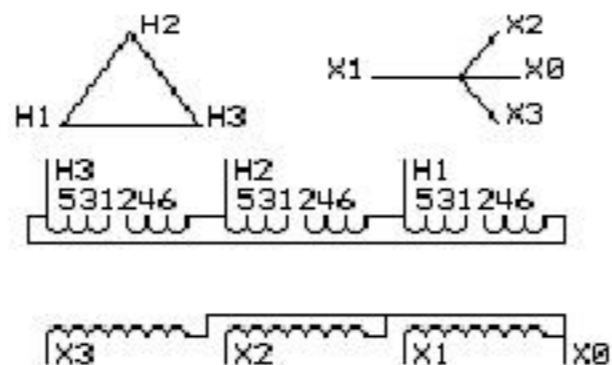
Type **QL**

500.0 KVA 60 HZ 3 PH 5.4 % IMP

40 C AMB. 115 C RISE 220 C SYSTEM IS-19C

Note: Design is based on 500.0KVA & 115C Rise 5.4% Imp.

PRIMARY (H) 480 VOLTS (LINE-LINE)
SECONDARY (X) 208 VOLTS (LINE-LINE)
120 VOLTS (LINE-NEUTRAL)



JUMPER CONNECTION	
TAP	VOLTS
1-2	500
2-3	490
3-4	480
4-5	470
5-6	460

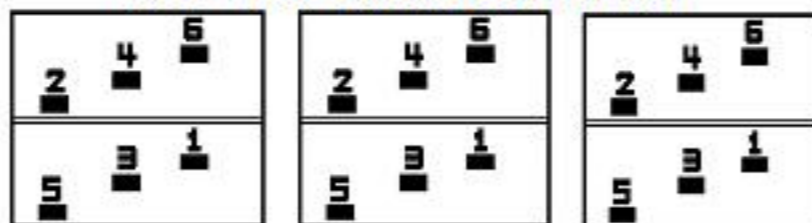
NET WGT
2900 LB
1315.4 Kg

60362
DK79A

NOG
021716

INSPECTION
&
FINAL TEST
N608!

COIL TAP ARRANGEMENT



ENCLOSURE TYPE 2 (IP20). OR RAINPROOF TYPE 3R (IP22) WHEN PROVIDED SHIELD 9T18Y1079G06


Assembled in Mexico

BEFORE HANDLING, INSTALLING AND OPERATING, SEE INSTRUCTION 475A667AAP001
ALUMINUM CONDUCTOR PRIMARY: 10 KV BIL SECONDARY: 10 KV BIL


Outline:
303B112GEDXP79A

**IN ACCORDANCE WITH NEC SECTION 450-9, ALLOW AT LEAST SIX INCHES
CLEARANCE FOR VENTILATION. CHECK ADDITIONAL NEC AND LOCAL CODE**

Note:



2M000000



3M000000