



Transformer



1M0000000

Catalog Number

9T10A1025G03

Type QL

112.5 KVA 60 HZ 3 PH 4.2 % IMP

40 C AMB. 150 C RISE 220 C SYSTEM IS-19C

PRIMARY (H) 480 VOLTS (LINE-LINE)
SECONDARY (X) 220 VOLTS (LINE-LINE)
127 VOLTS (LINE-NEUTRAL)

ELECTROSTATIC GROUND SHIELD IN EACH PHASE

ENCLOSURE TYPE 2 (IP20) OR RAINPROOF TYPE 3R (IP22) WHEN PROVIDED SHIELD 9T18Y1074G06

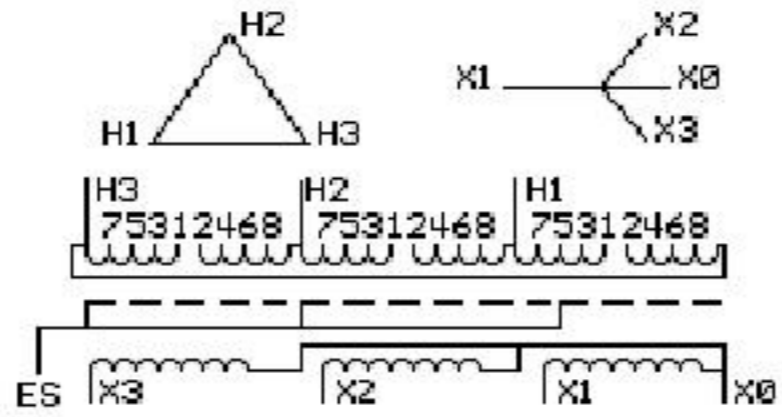
BEFORE HANDLING, INSTALLING AND OPERATING, SEE INSTRUCTION 475A667AAP001
ALUMINUM CONDUCTOR PRIMARY: 10 KV BIL SECONDARY: 10 KV BIL Outline: 303B111GEDYP75A

IN ACCORDANCE WITH NEC SECTION 450-9, ALLOW AT LEAST SIX INCHES CLEARANCE FOR VENTILATION. CHECK ADDITIONAL NEC AND LOCAL CODE

GE Energy Industrial Solutions

NEMA CLASS AA DRY TYPE TRANSFORMER

Meets DOE 2016 efficiency



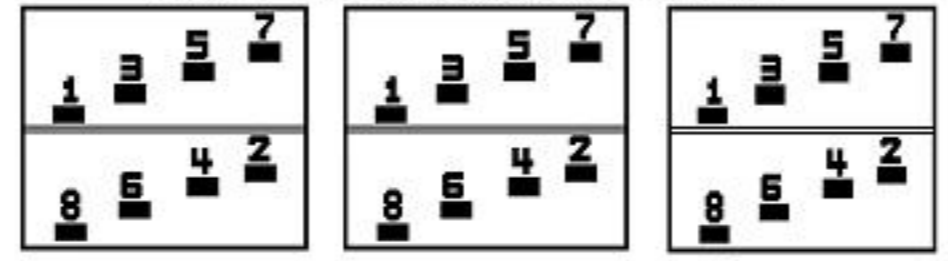
JUMPER CONNECTION	
TAP	VOLTS
1-2	504
2-3	490
3-4	480
4-5	467
5-6	458
6-7	445
7-8	431

NET WGT
680 LB
308.4 Kg

59152
DY75A
NOG
020116

INSPECTION
&
FINAL TEST
N606!

COIL TAP ARRANGEMENT




Assembled in Mexico

X3 - X2 - X1 - -
- H3 - H2 - H1


Note: X0 at the bottom

X3 - X2 - X1 - -
- H3 - H2 - H1
X3 - X2 - X1 - -
- H3 - H2 - H1

X0



2M0000000



3M0000000