



Transformer



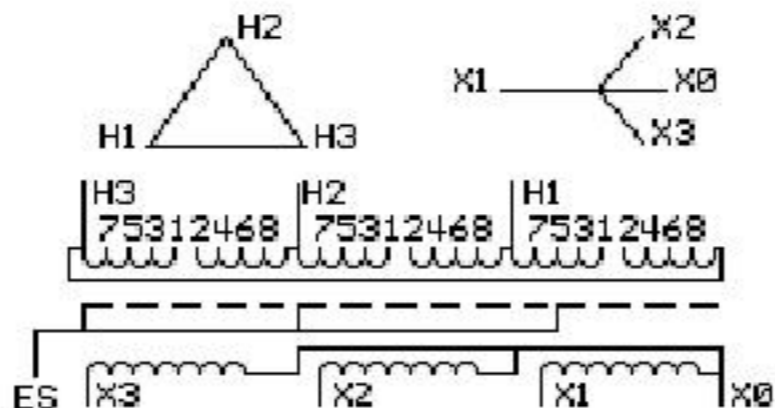
1M0000000

Catalog Number
9T10A1175G03

Type QL

112.5 KVA 60 HZ 3 PH 4.7 % IMP

40 C AMB. 150 C RISE 220 C SYSTEM IS-19C



JUMPER CONNECTION	
TAP	VOLTS
1-2	502
2-3	494
3-4	480
4-5	468
5-6	455
6-7	446
7-8	433

NET WGT
680 LB
308.4 Kg

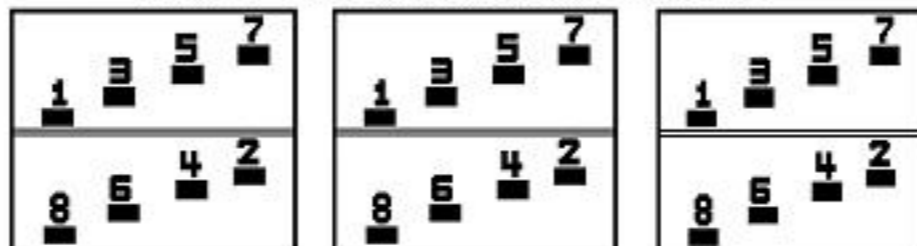
58713
DY75A

NOG
121415

INSPECTION
&
FINAL TEST
N551!

PRIMARY (H) 480 VOLTS (LINE-LINE)
 SECONDARY (X) 480 VOLTS (LINE-LINE)
 277 VOLTS (LINE-NEUTRAL)

COIL TAP ARRANGEMENT



ELECTROSTATIC GROUND SHIELD IN EACH PHASE

ENCLOSURE TYPE 2 (IP20) OR RAINPROOF TYPE 3R (IP22) WHEN PROVIDED SHIELD 9T18Y1074G06


Assembled in Mexico

BEFORE HANDLING, INSTALLING AND OPERATING, SEE INSTRUCTION 475A667AAP001
 ALUMINUM CONDUCTOR PRIMARY: 10 KV BIL SECONDARY: 10 KV BIL Outline: 303B111GEDYP75A

X3 - X2 - X1 - -
 - H3 - H2 - H1

Note: X0 at the bottom

IN ACCORDANCE WITH NEC SECTION 450-9, ALLOW AT LEAST SIX INCHES CLEARANCE FOR VENTILATION. CHECK ADDITIONAL NEC AND LOCAL CODE



2M0000000



3M0000000

X3 - X2 - X1 - -
 - H3 - H2 - H1
 X3 - X2 - X1 - -
 - H3 - H2 - H1

X0