



Transformer

by ABB



1M000000

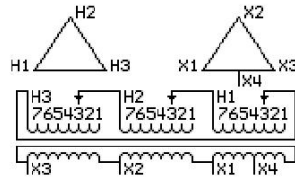
Catalog Number **Type QL**
9T10A1182G61

30.0 KVA 60 HZ 3 PH 2.3 % IMP
40 C AMB. 80 C RISE 220 C SYSTEM IS-19C

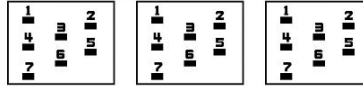
Note: Design is based on 45.00KVA & 150C Rise 3.7% Imp.

PRIMARY (H) 480 VOLTS (LINE-LINE)
SECONDARY (X) 240 VOLTS (LINE-LINE)
 120 VOLTS (1 PH MIDTAP X1-X4)

JUMPER CONNECTION	TAP VOLTS
1	503
2	493
3	480
4	467
5	457
6	444
7	431



COIL TAP ARRANGEMENT




NET WGT
444 LB
201.4 Kg
88758
UX73A

INSPECTION & FINAL TEST
NOG
N137!
091021



LISTED 769G

X4
X4
X1 H1
X1 H1
X2 H2
X2 H2
X3 H3
X3 H3
X2 H2
X2 H2
X1 H1
X1 H1
X4
X4



2M000000



3M000000

ENCLOSURE TYPE 2 (IP20). OR RAINPROOF TYPE 3R (IP22) WHEN PROVIDED SHIELD 9T18Y1072G06

REDUCED CAPACITY TAP RATED AT 5% OF 3 PH KVA

BEFORE HANDLING, INSTALLING AND OPERATING, SEE INSTRUCTION 475A667AAP001

ALUMINUM CONDUCTOR PRIMARY: 10 KV BIL SECONDARY: 10 KV BIL

IN ACCORDANCE WITH NEC SECTION 450-9, ALLOW AT LEAST SIX INCHES CLEARANCE FOR VENTILATION.

CHECK ADDITIONAL NEC AND LOCAL CODE

NEMA CLASS AA DRY TYPE TRANSFORMER

Meets DOE 2016 efficiency

ASSEMBLED IN MEXICO

X3 H3 X2 H2 X1 H1 X4

Note: MID-TAP

Outline: 303B111GEUXP73A