



Transformer




1M0000000

X4
X1 H1
X1 H1
X2 H2
X2 H2
X3 H3
X3 H3

X4

X1 H1
X1 H1
X2 H2
X2 H2
X3 H3
X3 H3



2M0000000



3M0000000

Catalog Number

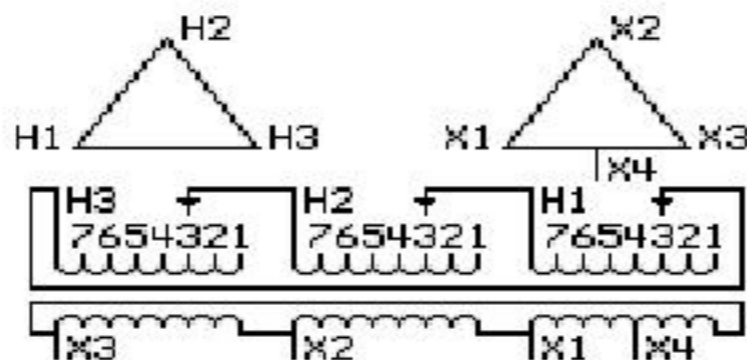
9T10A1184

Type QL

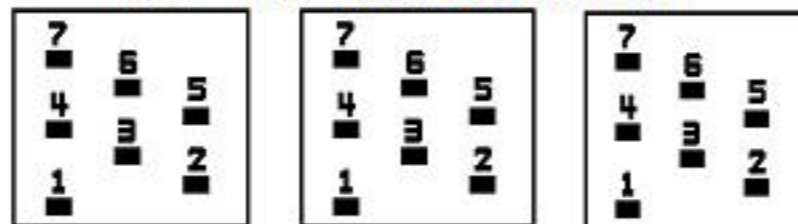
75.0 KVA 60 HZ 3 PH 5.6 % IMP

40 C AMB. 150 C RISE 220 C SYSTEM IS-19C

PRIMARY (H) 480 VOLTS (LINE-LINE)
SECONDARY (X) 240 VOLTS (LINE-LINE)
120 VOLTS (1 PH MDTAP)



COIL TAP ARRANGEMENT



JUMPER CONNECTION	
TAP	VOLTS
1	505
2	491
3	480
4	469
5	455
6	445
7	431

NET WGT
561 LB
254.5 Kg

60567
LY74A
NOG
031716

INSPECTION
&
FINAL TEST
N612!



LISTED 769G

Assembled in Mexico

X3 H3 X2 H2 X1 H1 X4

Note: MID-TAP

ENCLOSURE TYPE 2 (IP20). OR RAINPROOF TYPE 3R (IP22) WHEN PROVIDED SHIELD 9T18Y1074G06

REDUCED CAPACITY TAP RATED AT 5% OF 3 PH KVA

BEFORE HANDLING, INSTALLING AND OPERATING, SEE INSTRUCTION 475A667AAP001

ALUMINUM CONDUCTOR

PRIMARY: 10 KV BIL

SECONDARY: 10 KV BIL

Outline:

303B111GEUY74A

IN ACCORDANCE WITH NEC SECTION 450-9, ALLOW AT LEAST SIX INCHES

CLEARANCE FOR VENTILATION. CHECK ADDITIONAL NEC AND LOCAL CODE