



Transformer



1M000000

X4

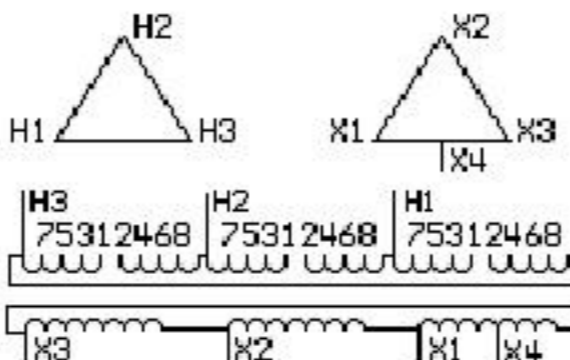
Catalog Number

Type QL

9T10A1185

112.5 KVA 60 HZ 3 PH 4.6 % IMP

40 C AMB. 150 C RISE 220 C SYSTEM IS-19C



JUMPER CONNECTION	
TAP	VOLTS
1-2	502
2-3	493
3-4	480
4-5	467
5-6	458
6-7	444
7-8	431

NET WGT
830 LB
376.5 Kg

60437
DK75A

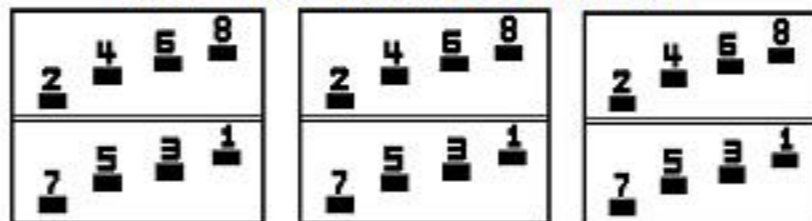
NOG

022516

INSPECTION
&
FINAL TEST
N609!

PRIMARY (H) 480 VOLTS (LINE-LINE)
 SECONDARY (X) 240 VOLTS (LINE-LINE)
 120 VOLTS (1 PH MIDTAP)

COIL TAP ARRANGEMENT



Assembled in Mexico

ENCLOSURE TYPE 2 (IP20). OR RAINPROOF TYPE 3R (IP22) WHEN PROVIDED SHIELD 9T18Y1076G06

REDUCED CAPACITY TAP RATED AT 5% OF 3 PH KVA

BEFORE HANDLING, INSTALLING AND OPERATING, SEE INSTRUCTION 475A667AAP001

ALUMINUM CONDUCTOR

PRIMARY: 10 KV BIL

SECONDARY: 10 KV BIL

Outline:

303B111GEDXP75A

X3 - X2 - X1 - X4
 - H3 - H2 - H1

Note: MID-TAP


IN ACCORDANCE WITH NEC SECTION 450-9, ALLOW AT LEAST SIX INCHES
 CLEARANCE FOR VENTILATION. CHECK ADDITIONAL NEC AND LOCAL CODE

X3 - X2 - X1 -

H3 - H2 - H1

X3 - X2 - X1 -

H3 - H2 - H1



2M000000



3M000000