



Transformer



1M0000000

Catalog Number

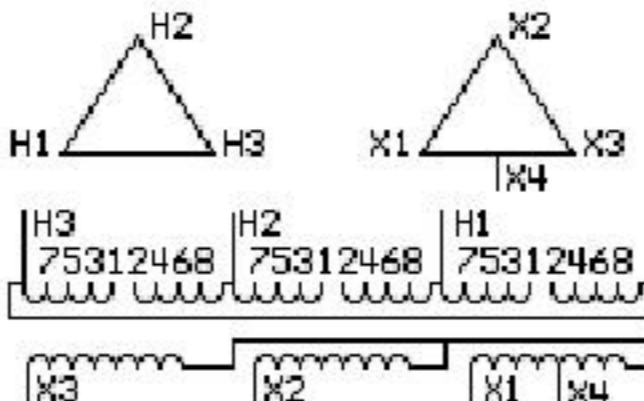
Type QL

9T10A1187

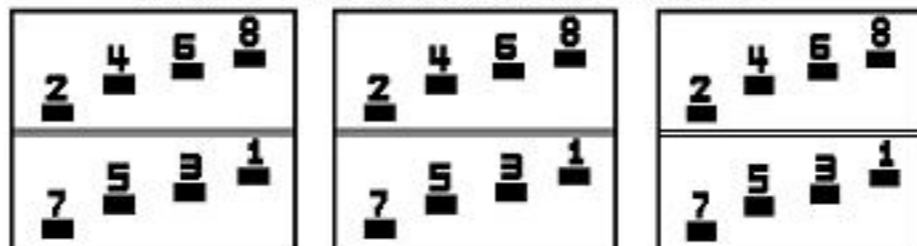
225.0 KVA 60 HZ 3 PH 5.4 % IMP

40 C AMB. 150 C RISE 220 C SYSTEM IS-19C

PRIMARY (H) 480 VOLTS (LINE-LINE)
SECONDARY (X) 240 VOLTS (LINE-LINE)
120 VOLTS (1 PH MIDTHAP)



COIL TAP ARRANGEMENT



JUMPER CONNECTION	
TAP	VOLTS
1-2	505
2-3	493
3-4	480
4-5	467
5-6	455
6-7	442
7-8	429

NET WGT
1450 LB
657.7 Kg

58995
DY77A

NOG
011216

INSPECTION
&
FINAL TEST
N603!



Assembled in Mexico

ENCLOSURE TYPE 2 (IP20) OR RAINPROOF TYPE 3R (IP22) WHEN PROVIDED SHIELD 9T18Y1077G06

REDUCED CAPACITY TAP RATED AT 5% OF 3 PH KVA

BEFORE HANDLING, INSTALLING AND OPERATING, SEE INSTRUCTION 475A667AAP001

Outline:


ALUMINUM CONDUCTOR

PRIMARY: 10 KV BIL


SECONDARY: 10 KV BIL

303B112GEDYP77A

IN ACCORDANCE WITH NEC SECTION 450-9, ALLOW AT LEAST SIX INCHES CLEARANCE FOR VENTILATION. CHECK ADDITIONAL NEC AND LOCAL CODE



2M0000000



3M0000000