



# Transformer



\*1M000000\*

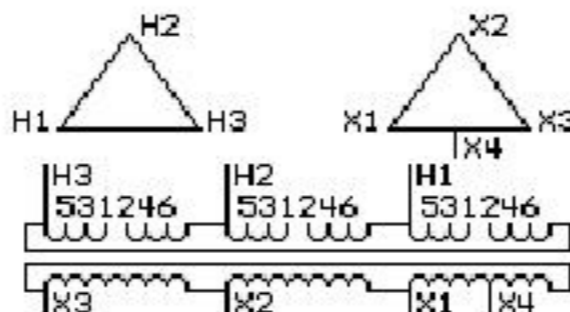
Catalog Number

Type QL

9T10A1189

500.0 KVA 60 HZ 3 PH 4.7 % IMP

40 C AMB. 150 C RISE 220 C SYSTEM IS-19C



JUMPER CONNECTION	
TAP	VOLTS
1-2	500
2-3	490
3-4	480
4-5	470
5-6	460

NET WGT

2900 LB

1315.4 Kg

60566

DK79A

NOG

031516

INSPECTION

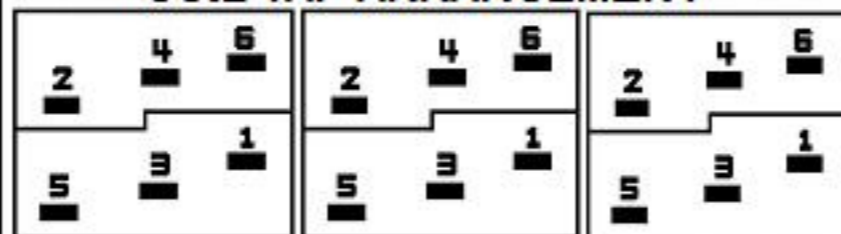
&

FINAL TEST

N612!

PRIMARY (H) 480 VOLTS (LINE-LINE)  
 SECONDARY (X) 240 VOLTS (LINE-LINE)  
 120 VOLTS (1 PH MDTAP)

### COIL TAP ARRANGEMENT



LISTED 769G

Assembled in Mexico

ENCLOSURE TYPE 2 (IP20). OR RAINPROOF TYPE 3R (IP22) WHEN PROVIDED SHIELD 9T18Y1079G06

REDUCED CAPACITY TAP RATED AT 5% OF 3 PH KVA

BEFORE HANDLING, INSTALLING AND OPERATING, SEE INSTRUCTION 475A667AAP001

Outline:

ALUMINUM CONDUCTOR

PRIMARY: 10 KV BIL


SECONDARY: 10 KV BIL

303B112GEDXP79A


IN ACCORDANCE WITH NEC SECTION 450-9, ALLOW AT LEAST SIX INCHES

CLEARANCE FOR VENTILATION. CHECK ADDITIONAL NEC AND LOCAL CODE

Note:



\*2M000000\*



\*3M000000\*