



Transformer

—
by ABB



1M000000

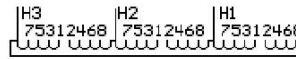

Catalog Number **Type QL**
9T10A1196

150.0 KVA 60 HZ 3 PH 4.1 % IMP
40 C AMB. 150 C RISE 220 C SYSTEM IS-19C

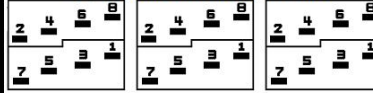
PRIMARY (H) 480 VOLTS (LINE-LINE)
SECONDARY (X) 240 VOLTS (LINE-LINE)

JUMPER CONNECTION

TAP	VOLTS
1-2	503
2-3	491
3-4	480
4-5	469
5-6	457
6-7	446
7-8	434



COIL TAP ARRANGEMENT



NET WGT
1030 LB
467.2 Kg
89229
DY76A

INSPECTION & FINAL TEST
NOG
N137!
091021



X3 - X2 - X1 - - - H1
- H3 - H2 - - -
X3 - X2 - X1 - - -
- H3 - H2 - - - H1

ENCLOSURE TYPE 2 (IP20). OR RAINPROOF TYPE 3R (IP22) WHEN PROVIDED SHIELD 9T18Y1076G06

ASSEMBLED IN MEXICO

BEFORE HANDLING, INSTALLING AND OPERATING, SEE INSTRUCTION 475A667AAP001
ALUMINUM CONDUCTOR PRIMARY: 10 KV BIL SECONDARY: 10 KV BIL
IN ACCORDANCE WITH NEC SECTION 450-9, ALLOW AT LEAST SIX INCHES CLEARANCE FOR VENTILATION.
CHECK ADDITIONAL NEC AND LOCAL CODE

X3 - X2 - X1 - - -
- H3 - H2 - - - H1
Note: standard


Outline: 303B11GEDYP76A

NEMA CLASS AA DRY TYPE TRANSFORMER

Meets DOE 2016 efficiency



2M000000



3M000000