



Transformer



1M000000

Catalog Number

Type QL

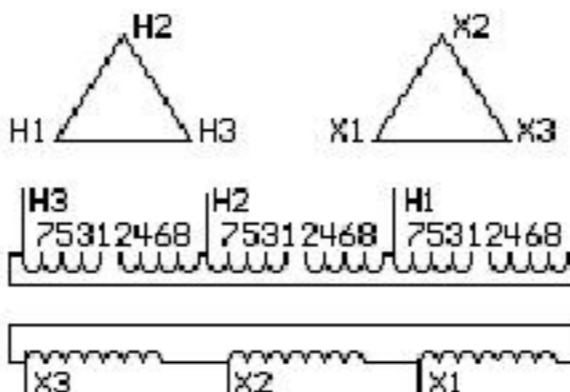
9T10A1236

150.0 KVA 60 HZ 3 PH 4.1 % IMP

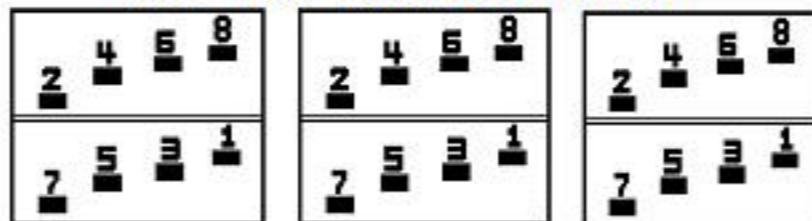
40 C AMB. 150 C RISE 220 C SYSTEM IS-19C

PRIMARY (H) 480 VOLTS (LINE-LINE)

SECONDARY (X) 400 VOLTS (LINE-LINE)



COIL TAP ARRANGEMENT



JUMPER CONNECTION	
TAP	VOLTS
1-2	503
2-3	491
3-4	480
4-5	469
5-6	457
6-7	446
7-8	434

NET WGT
1030 LB
467.2 Kg

60795
DY76A

NOG
040416

INSPECTION
&
FINAL TEST
N615!



LISTED 769G

Assembled in Mexico

ENCLOSURE TYPE 2 (IP20). OR RAINPROOF TYPE 3R (IP22) WHEN PROVIDED SHIELD 9T18Y1076G06

BEFORE HANDLING, INSTALLING AND OPERATING, SEE INSTRUCTION 475A667AAP001
ALUMINUM CONDUCTOR PRIMARY: 10 KV BIL SECONDARY: 10 KV BIL

Outline:
303B111GEDYP76A

IN ACCORDANCE WITH NEC SECTION 450-9, ALLOW AT LEAST SIX INCHES
CLEARANCE FOR VENTILATION. CHECK ADDITIONAL NEC AND LOCAL CODE


X3 - X2 - X1 - -
- H3 - H2 - H1

Note: standard

X1 - -
X2 - H1
X3 - H2 - H1
X1 - -
X2 - H1
X3 - H2 - H1



2M000000



3M000000