



Transformer

by ABB



1M000000

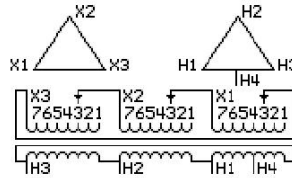
Catalog Number 9T10A1322 **Type** QL

30.0 KVA 60 HZ 3 PH 4.9 % IMP
40 C AMB. 150 C RISE 220 C SYSTEM IS-19C

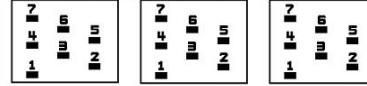
PRIMARY (X) 208 VOLTS (LINE-LINE)
SECONDARY (H) 240 VOLTS (LINE-LINE)
120 VOLTS (1 PH MIDTAP H1-H4)

JUMPER CONNECTION TAP VOLTS

1	218
2	214
3	208
4	202
5	198
6	192
7	188



COIL TAP ARRANGEMENT




NET WGT 330 LB
149.7 Kg
89244
UX72A

INSPECTION & FINAL TEST
NOG
N139!
092021



H3	X3	H2	X2	H1	X1	H4
-	-	-	-	-	-	-
H3	X3	H2	X2	H1	X1	H4
-	-	-	-	-	-	-



ENCLOSURE TYPE 2 (IP20). OR RAINPROOF TYPE 3R (IP22) WHEN PROVIDED SHIELD 9T18Y1072G06

REDUCED CAPACITY TAP RATED AT 5% OF 3 PH KVA

BEFORE HANDLING, INSTALLING AND OPERATING, SEE INSTRUCTION 475A667AAP001

ALUMINUM CONDUCTOR PRIMARY: 10 KV BIL SECONDARY: 10 KV BIL

IN ACCORDANCE WITH NEC SECTION 450-9, ALLOW AT LEAST SIX INCHES CLEARANCE FOR VENTILATION.

CHECK ADDITIONAL NEC AND LOCAL CODE

NEMA CLASS AA DRY TYPE TRANSFORMER

Meets DOE 2016 efficiency

ASSEMBLED IN MEXICO

H3 X3 H2 X2 H1 X1 H4

Note: MID-TAP

Outline: 303B111GEUXP72A