



Transformer



1M000000

H4

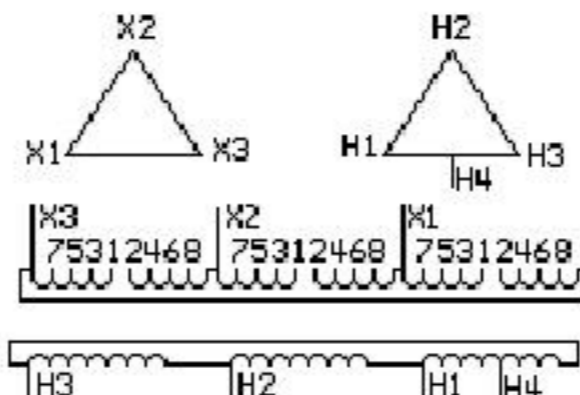
Catalog Number

Type QL

9T10A1325

112.5 KVA 60 HZ 3 PH 3.3 % IMP

40 C AMB. 150 C RISE 220 C SYSTEM IS-19C



JUMPER CONNECTION	
TAP	VOLTS
1-2	218
2-3	213
3-4	208
4-5	202
5-6	196
6-7	191
7-8	185

NET WGT
1030 LB
467.2 Kg

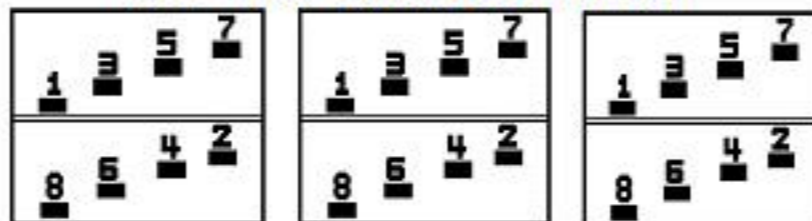
60530
DY76A

NOG
030716

INSPECTION
&
FINAL TEST
N611!

PRIMARY (X) 208 VOLTS (LINE-LINE)
 SECONDARY (H) 240 VOLTS (LINE-LINE)
 120 VOLTS (1 PH MIDTAP)

COIL TAP ARRANGEMENT



LISTED 769G

Assembled in Mexico

H3 - H2 - H1 - H4
 - X3 - X2 - X1

Note: MID-TAP

ENCLOSURE TYPE 2 (IP20). OR RAINPROOF TYPE 3R (IP22) WHEN PROVIDED SHIELD 9T18Y1076G06

REDUCED CAPACITY TAP RATED AT 5% OF 3 PH KVA

BEFORE HANDLING, INSTALLING AND OPERATING, SEE INSTRUCTION 475A667AAP001

ALUMINUM CONDUCTOR

PRIMARY: 10 KV BIL


SECONDARY: 10 KV BIL

Outline:

303B111GEDYP76A

IN ACCORDANCE WITH NEC SECTION 450-9, ALLOW AT LEAST SIX INCHES

CLEARANCE FOR VENTILATION. CHECK ADDITIONAL NEC AND LOCAL CODE



2M000000



3M000000