



Transformer

by ABB



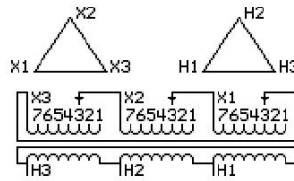
1M000000

Catalog Number **Type QL**
9T10A1333G05

45.0 KVA 60 HZ 3 PH 4.4 % IMP
40 C AMB. 150 C RISE 220 C SYSTEM IS-19C

PRIMARY (X) 208 VOLTS (LINE-LINE)
SECONDARY (H) 480 VOLTS (LINE-LINE)

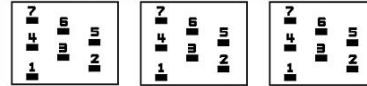
JUMPER CONNECTION	TAP VOLTS
1	218
2	212
3	208
4	203
5	197
6	194
7	188



NET WGT 561 LB 254.5 Kg 89251 UY74A	INSPECTION & FINAL TEST NOG N137! 091021
--	--



COIL TAP ARRANGEMENT



ENCLOSURE TYPE 2 (IP20). OR RAINPROOF TYPE 3R (IP22) WHEN PROVIDED SHIELD 9T18Y1074G06

ASSEMBLED IN MEXICO

BEFORE HANDLING, INSTALLING AND OPERATING, SEE INSTRUCTION 475A667AAP001
 ALUMINUM CONDUCTOR PRIMARY: 10 KV BIL SECONDARY: 10 KV BIL
 IN ACCORDANCE WITH NEC SECTION 450-9, ALLOW AT LEAST SIX INCHES CLEARANCE FOR VENTILATION.
 CHECK ADDITIONAL NEC AND LOCAL CODE

H3	X3	H2	X2	H1	X1
-	-	-	-	-	-

Note: standard

Outline: 303B111GEUY74A

NEMA CLASS AA DRY TYPE TRANSFORMER


Meets DOE 2016 efficiency

H3 X3 H2 X2 H1 X1



2M000000

H3 X3 H2 X2 H1 X1



3M000000