



# Transformer

by ABB



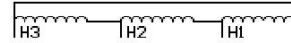
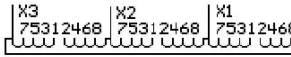

\*1M000000\*

**Catalog Number**      **Type QL**  
**9T10A1335G31**

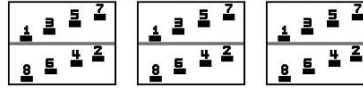
112.5 KVA    60 HZ    3 PH    3.2 % IMP  
40 C AMB.    115 C RISE    220 C SYSTEM    IS-19C

PRIMARY (X)      208 VOLTS (LINE-LINE)  
SECONDARY (H)    480 VOLTS (LINE-LINE)

JUMPER CONNECTION	
TAP	VOLTS
1-2	218
2-3	213
3-4	208
4-5	202
5-6	196
6-7	191
7-8	185



### COIL TAP ARRANGEMENT



<b>NET WGT</b>	INSPECTION & FINAL TEST
1030 LB	NOG
467.2 Kg	N137!
89254	091021
DY76A	



LISTED 769G

H3 - H2 - H1 - -  
- X3 - X2 - X1 - -  
H3 - H2 - H1 - -  
- X3 - X2 - X1 - -

\*2M000000\*

\*3M000000\*

ENCLOSURE TYPE 2 (IP20). OR RAINPROOF TYPE 3R (IP22) WHEN PROVIDED SHIELD 9T18Y1076G06

ASSEMBLED IN MEXICO

BEFORE HANDLING, INSTALLING AND OPERATING, SEE INSTRUCTION 475A667AAP001  
ALUMINUM CONDUCTOR    PRIMARY: 10 KV BIL    SECONDARY: 10 KV BIL  
IN ACCORDANCE WITH NEC SECTION 450-9, ALLOW AT LEAST SIX INCHES CLEARANCE FOR VENTILATION.  
CHECK ADDITIONAL NEC AND LOCAL CODE

H3 - H2 - H1 - -  
- X3 - X2 - X1 - -  
Note: standard

Outline: 303B11GEDYP76A

NEMA CLASS AA DRY TYPE TRANSFORMER

Meets DOE 2016 efficiency