



# Transformer

—  
by ABB



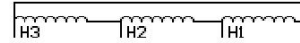
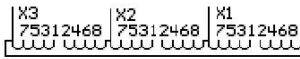

\*1M000000\*

**Catalog Number**      **Type QL**  
**9T10A1337**

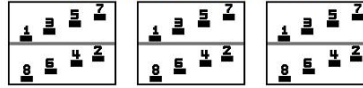
225.0 KVA    60 HZ    3 PH    4.5 % IMP  
40 C AMB.    150 C RISE    220 C SYSTEM    IS-19C

PRIMARY (X)      208 VOLTS (LINE-LINE)  
SECONDARY (H)    480 VOLTS (LINE-LINE)

JUMPER CONNECTION	
TAP	VOLTS
1-2	221
2-3	215
3-4	208
4-5	202
5-6	196
6-7	189
7-8	183



### COIL TAP ARRANGEMENT



<b>NET WGT</b>	INSPECTION & FINAL TEST
1670 LB	NOG
757.5 Kg	N139!
89256	092021
DY78A	



ENCLOSURE TYPE 2 (IP20). OR RAINPROOF TYPE 3R (IP22) WHEN PROVIDED SHIELD 9T18Y1077G06

ASSEMBLED IN MEXICO

**BEFORE HANDLING, INSTALLING AND OPERATING, SEE INSTRUCTION 475A667AAP009**  
 ALUMINUM CONDUCTOR    PRIMARY: 10 KV BIL    SECONDARY: 10 KV BIL  
 IN ACCORDANCE WITH NEC SECTION 450-9, ALLOW AT LEAST SIX INCHES CLEARANCE FOR VENTILATION.  
 CHECK ADDITIONAL NEC AND LOCAL CODE

Note:

Outline: 303B112GEDYP78A

NEMA CLASS AA DRY TYPE TRANSFORMER

Meets DOE 2016 efficiency



\*2M000000\*



\*3M000000\*