



Transformer



1M000000

Catalog Number
9T10A1345G33

Type **QL**

112.5 KVA 60 HZ 3 PH 3 % IMP

40 C AMB. 115 C RISE 220 C SYSTEM IS-19C

PRIMARY (X) 208 VOLTS (LINE-LINE)
SECONDARY (H) 480 VOLTS (LINE-LINE)
277 VOLTS (LINE-NEUTRAL)

ELECTROSTATIC GROUND SHIELD IN EACH PHASE

ENCLOSURE TYPE 2 (IP20). OR RAINPROOF TYPE 3R (IP22) WHEN PROVIDED SHIELD 9T18Y1076G06

BEFORE HANDLING, INSTALLING AND OPERATING, SEE INSTRUCTION 475A667AAP001
ALUMINUM CONDUCTOR PRIMARY: 10 KV BIL SECONDARY: 10 KV BIL

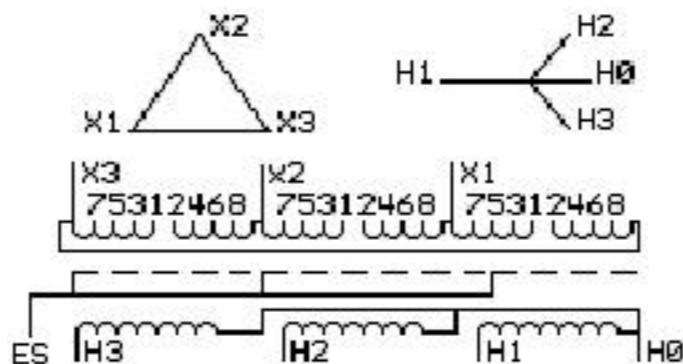
Outline:
303B111GEDYP76A

**IN ACCORDANCE WITH NEC SECTION 450-9, ALLOW AT LEAST SIX INCHES
CLEARANCE FOR VENTILATION. CHECK ADDITIONAL NEC AND LOCAL CODE**

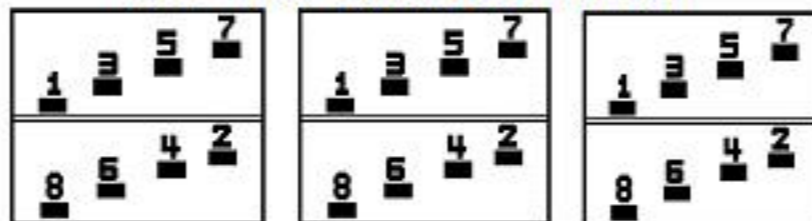
GE Energy Industrial Solutions

NEMA CLASS AA DRY TYPE TRANSFORMER

Meets DOE 2016 efficiency



COIL TAP ARRANGEMENT



JUMPER CONNECTION	
TAP	VOLTS
1-2	219
2-3	214
3-4	208
4-5	202
5-6	196
6-7	191
7-8	185

NET WGT
1030 LB
467.2 Kg

605E1
DY76A

NOG
030916

INSPECTION
&
FINAL TEST
N611!




LISTED 769G

Assembled in Mexico

H3 - H2 - H1 - -
- X3 - X2 - X1

Note: H0 at the bottom

H3 - H2 - H1 - -
- X3 - X2 - X1
H3 - H2 - H1 - -
- X3 - X2 - X1



2M000000



3M000000

H0