



Transformer



1M000000

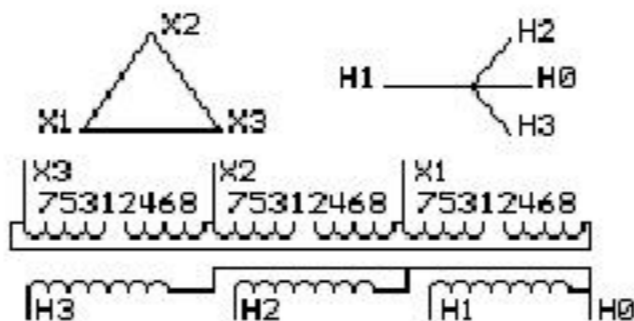
Catalog Number

Type QL

9T10A1347

225.0 KVA 60 HZ 3 PH 4.5 % IMP

40 C AMB. 150 C RISE 220 C SYSTEM IS-19C



JUMPER CONNECTION	
TAP	VOLTS
1-2	220
2-3	214
3-4	208
4-5	202
5-6	195
6-7	189
7-8	183

NET WGT
1670 LB
757.5 Kg

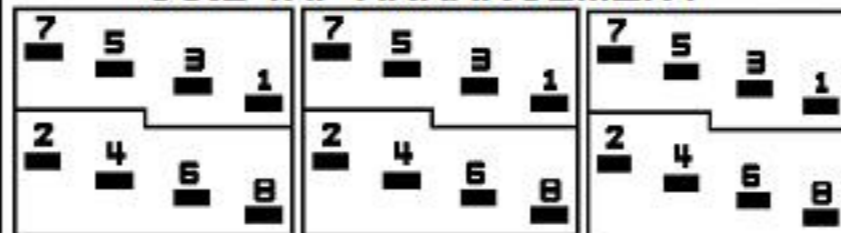
59231
DY78A

NOG
020216

INSPECTION
&
FINAL TEST
N606!

PRIMARY (X) 208 VOLTS (LINE-LINE)
 SECONDARY (H) 480 VOLTS (LINE-LINE)
 277 VOLTS (LINE-NEUTRAL)

COIL TAP ARRANGEMENT



Assembled in Mexico

ENCLOSURE TYPE 2 (IP20). OR RAINPROOF TYPE 3R (IP22) WHEN PROVIDED SHIELD 9T18Y1077G06


BEFORE HANDLING, INSTALLING AND OPERATING, SEE INSTRUCTION 475A667AAP001
ALUMINUM CONDUCTOR PRIMARY: 10 KV BIL SECONDARY: 10 KV BIL

Outline:
303B112GEDYP78A

IN ACCORDANCE WITH NEC SECTION 450-9, ALLOW AT LEAST SIX INCHES CLEARANCE FOR VENTILATION. CHECK ADDITIONAL NEC AND LOCAL CODE



2M000000



3M000000