



# Transformer



\*1M000000\*

Catalog Number

Type QL


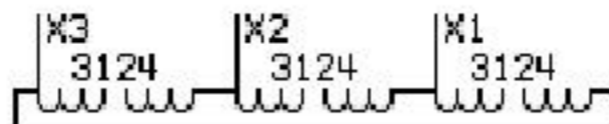
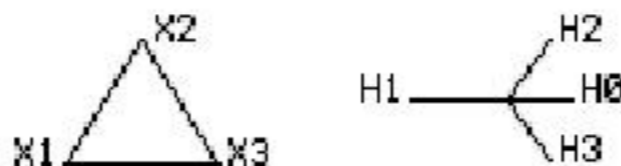
9T10A1348

300.0 KVA 60 HZ 3 PH 2.9 % IMP

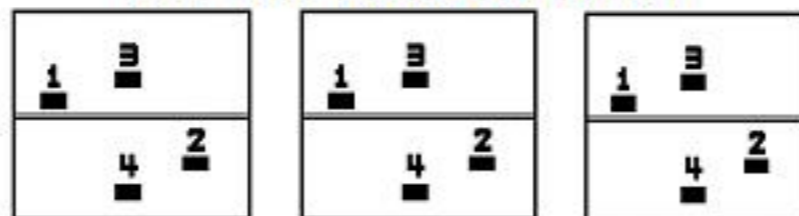
40 C AMB. 150 C RISE 220 C SYSTEM IS-19C

Note: Design is based on 300.0KVA & 115C Rise 2.8% Imp.

PRIMARY (X)	208 VOLTS (LINE-LINE)
SECONDARY (H)	480 VOLTS (LINE-LINE)
	277 VOLTS (LINE-NEUTRAL)



### COIL TAP ARRANGEMENT



JUMPER CONNECTION	
TAP	VOLTS
1-2	218
2-3	208
3-4	198

NET WGT

2900 LB

1315.4 Kg

60286

DK79A

NOG

021016

INSPECTION

&

FINAL TEST

N607!



ENCLOSURE TYPE 2 (IP20). OR RAINPROOF TYPE 3R (IP22) WHEN PROVIDED SHIELD 9T18Y1079G06

Assembled in Mexico

BEFORE HANDLING, INSTALLING AND OPERATING, SEE INSTRUCTION 475A667AAP001

Outline:

ALUMINUM CONDUCTOR

PRIMARY: 10 KV BIL

SECONDARY: 10 KV BIL

303B112GEDXP79A

IN ACCORDANCE WITH NEC SECTION 450-9, ALLOW AT LEAST SIX INCHES

CLEARANCE FOR VENTILATION. CHECK ADDITIONAL NEC AND LOCAL CODE

Note:



\*2M000000\*



\*3M000000\*