



# Transformer




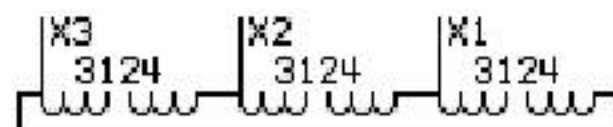
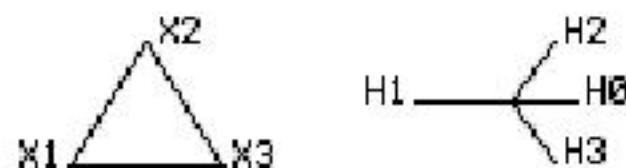
\*1M000000\*

Catalog Number  
**9T10A1348G31**

Type **QL**

**300.0 KVA 60 HZ 3 PH 2.8 % IMP**

40 C AMB. 115 C RISE 220 C SYSTEM IS-19C



JUMPER CONNECTION	
TAP	VOLTS
1-2	218
2-3	208
3-4	198

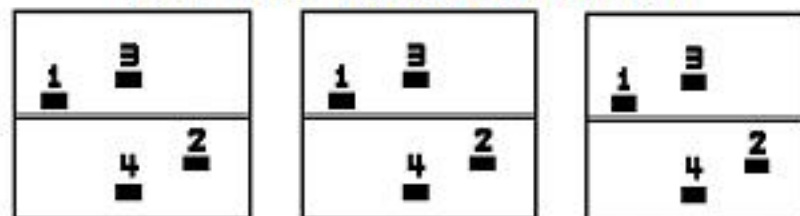
NET WGT  
2900 LB  
1315.4 Kg

60286  
DK79A  
NOG  
021016

INSPECTION  
&  
FINAL TEST  
N607!

PRIMARY (X)	208 VOLTS (LINE-LINE)
SECONDARY (H)	480 VOLTS (LINE-LINE)
	277 VOLTS (LINE-NEUTRAL)

### COIL TAP ARRANGEMENT



ENCLOSURE TYPE 2 (IP20). OR RAINPROOF TYPE 3R (IP22) WHEN PROVIDED SHIELD 9T18Y1079G06

Assembled in Mexico

BEFORE HANDLING, INSTALLING AND OPERATING, SEE INSTRUCTION 475A667AAP001  
ALUMINUM CONDUCTOR PRIMARY: 10 KV BIL SECONDARY: 10 KV BIL

Outline:  
303B112GEDXP79A

**IN ACCORDANCE WITH NEC SECTION 450-9, ALLOW AT LEAST SIX INCHES  
CLEARANCE FOR VENTILATION. CHECK ADDITIONAL NEC AND LOCAL CODE**

Note:



\*2M000000\*



\*3M000000\*