



Transformer



1M000000


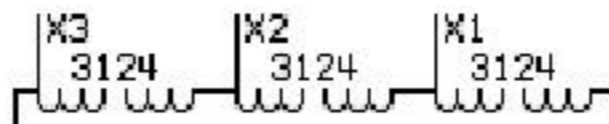
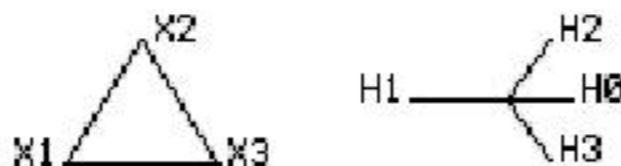
Catalog Number

Type QL

9T10A1349G31

500.0 KVA 60 HZ 3 PH 4.9 % IMP

40 C AMB. 115 C RISE 220 C SYSTEM IS-19C



JUMPER CONNECTION

TAP	VOLTS
1-2	228
2-3	218
3-4	208

NET WGT

2900 LB

1315.4 Kg

60268

DK79A

NOG

021016

INSPECTION

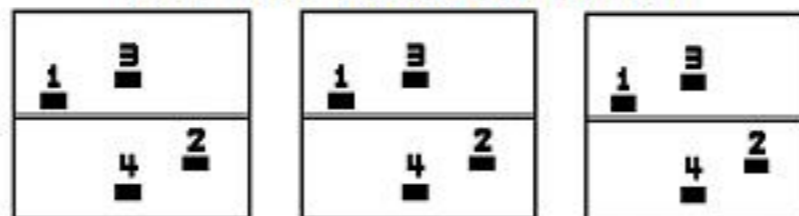
&

FINAL TEST

N607!

PRIMARY (X) 208 VOLTS (LINE-LINE)
 SECONDARY (H) 480 VOLTS (LINE-LINE)
 277 VOLTS (LINE-NEUTRAL)

COIL TAP ARRANGEMENT



ENCLOSURE TYPE 2 (IP20). OR RAINPROOF TYPE 3R (IP22) WHEN PROVIDED SHIELD 9T18Y1079G06

Assembled in Mexico

BEFORE HANDLING, INSTALLING AND OPERATING, SEE INSTRUCTION 475A667AAP001

Outline:

ALUMINUM CONDUCTOR

PRIMARY: 10 KV BIL


SECONDARY: 10 KV BIL

303B112GEDXP79A


IN ACCORDANCE WITH NEC SECTION 450-9, ALLOW AT LEAST SIX INCHES

CLEARANCE FOR VENTILATION. CHECK ADDITIONAL NEC AND LOCAL CODE

Note:



2M000000



3M000000