



Transformer



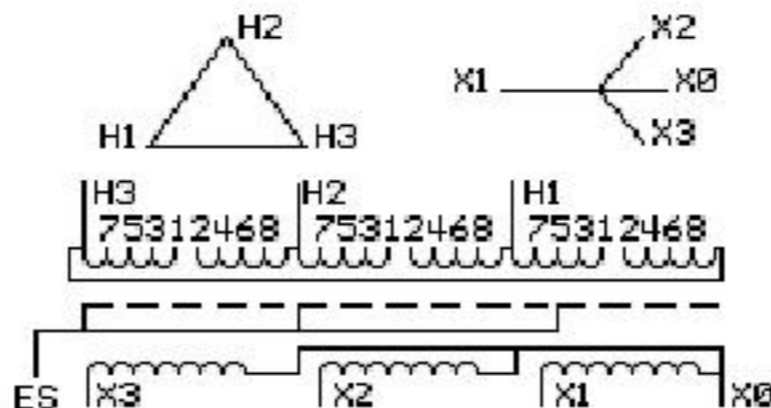
1M0000000

Catalog Number
9T10A1456G03

Type QL

150.0 KVA 60 HZ 3 PH 3.9 % IMP

40 C AMB. 150 C RISE 220 C SYSTEM IS-19C



JUMPER CONNECTION	
TAP	VOLTS
1-2	219
2-3	214
3-4	208
4-5	204
5-6	198
6-7	193
7-8	188

NET WGT
1250 LB
567.0 Kg

58958

DX76A

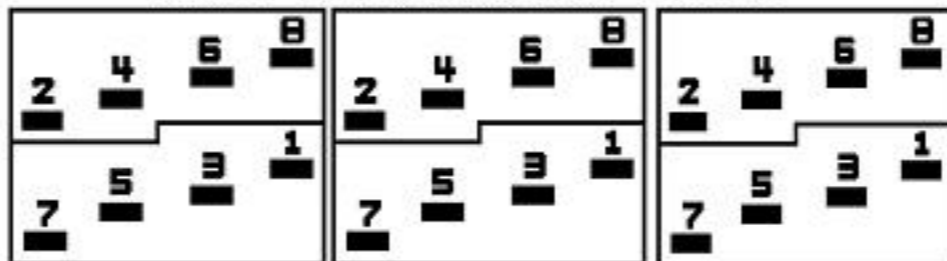
NOG

010616

INSPECTION
&
FINAL TEST
N602!

PRIMARY (H) 208 VOLTS (LINE-LINE)
 SECONDARY (X) 208 VOLTS (LINE-LINE)
 120 VOLTS (LINE-NEUTRAL)

COIL TAP ARRANGEMENT



ELECTROSTATIC GROUND SHIELD IN EACH PHASE




ENCLOSURE TYPE 2 (IP20) OR RAINPROOF TYPE 3R (IP22) WHEN PROVIDED SHIELD 9T18Y1077G06

Assembled in Mexico

BEFORE HANDLING, INSTALLING AND OPERATING, SEE INSTRUCTION 475A667AAP001 Outline:
 ALUMINUM CONDUCTOR PRIMARY: 10 KV BIL SECONDARY: 10 KV BIL 303B112GEDXP76A

IN ACCORDANCE WITH NEC SECTION 450-9, ALLOW AT LEAST SIX INCHES CLEARANCE FOR VENTILATION. CHECK ADDITIONAL NEC AND LOCAL CODE



2M0000000



3M0000000