



Transformer



1M000000

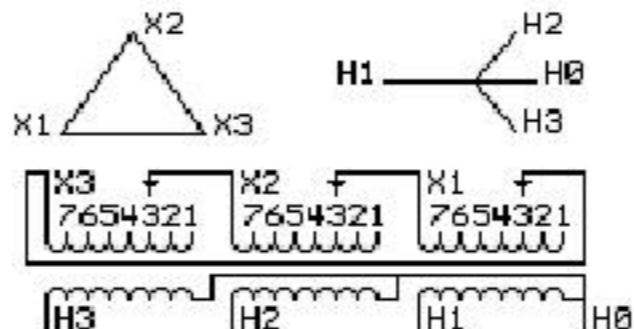
Catalog Number

9T10A1534

Type QL

75.0 KVA 60 HZ 3 PH 5.1 % IMP

40 C AMB. 150 C RISE 220 C SYSTEM IS-19C



JUMPER CONNECTION	
TAP	VOLTS
1	252
2	244
3	240
4	233
5	230
6	222
7	215

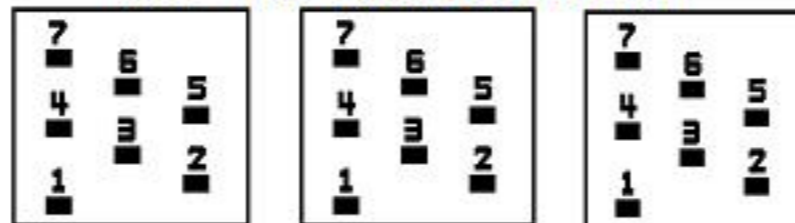
NET WGT
561 LB
254.5 Kg

60660
LY74A
NOG
032816

INSPECTION
&
FINAL TEST
N614!

PRIMARY (X) 240 VOLTS (LINE-LINE)
 SECONDARY (H) 480 VOLTS (LINE-LINE)
 277 VOLTS (LINE-NEUTRAL)

COIL TAP ARRANGEMENT



ENCLOSURE TYPE 2 (IP20). OR RAINPROOF TYPE 3R (IP22) WHEN PROVIDED SHIELD 9T18Y1074G06

Assembled in Mexico

BEFORE HANDLING, INSTALLING AND OPERATING, SEE INSTRUCTION 475A667AAP001
ALUMINUM CONDUCTOR PRIMARY: 10 KV BIL SECONDARY: 10 KV BIL


Outline:
303B111GEUY74A

IN ACCORDANCE WITH NEC SECTION 450-9, ALLOW AT LEAST SIX INCHES
CLEARANCE FOR VENTILATION. CHECK ADDITIONAL NEC AND LOCAL CODE

H3 X3 H2 X2 H1 X1 -


Note: H0 at bottom

H3 X3 H2 X2 H1 X1



2M000000

H3 X3 H2 X2 H1 X1



3M000000

H0