



Transformer



1M0000000

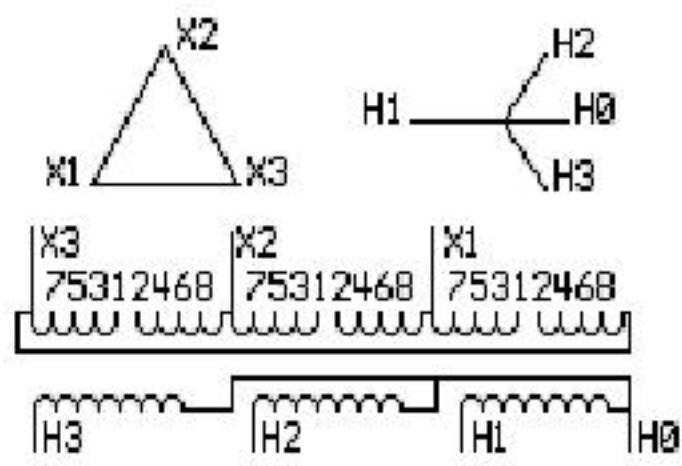
Catalog Number Type QL

9T10A1536

150.0 KVA 60 HZ 3 PH 4.5 % IMP

40 C AMB. 150 C RISE 220 C SYSTEM IS-19C

PRIMARY (X) 240 VOLTS (LINE-LINE)
SECONDARY (H) 480 VOLTS (LINE-LINE)
 277 VOLTS (LINE-NEUTRAL)



JUMPER CONNECTION	
TAP	VOLTS
1-2	250
2-3	245
3-4	240
4-5	234
5-6	228
6-7	223
7-8	217

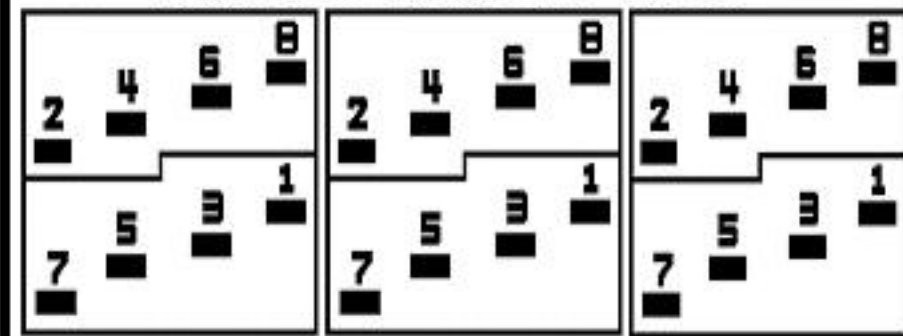
NET WGT
1030 LB
467.2 Kg

59011
DY76A

NOG
011416

INSPECTION
&
FINAL TEST
N603!

COIL TAP ARRANGEMENT



ENCLOSURE TYPE 2 (IP20). OR RAINPROOF TYPE 3R (IP22) WHEN PROVIDED SHIELD 9T18Y1076G06

Assembled in Mexico



BEFORE HANDLING, INSTALLING AND OPERATING, SEE INSTRUCTION 475A667AAP001 Outline:
ALUMINUM CONDUCTOR PRIMARY: 10 KV BIL SECONDARY: 10 KV BIL 303B111GEDYP76A

H3 - H2 - H1 - -
- X3 - X2 - X1

IN ACCORDANCE WITH NEC SECTION 450-9, ALLOW AT LEAST SIX INCHES
CLEARANCE FOR VENTILATION. CHECK ADDITIONAL NEC AND LOCAL CODE

Note: H0 at the bottom

H3 - H2 - H1 -
- X3 - X2 - X1
H3 - H2 - H1 -
- X3 - X2 - X1



H0