



Transformer



1M0000000

Catalog Number

9T10A1541

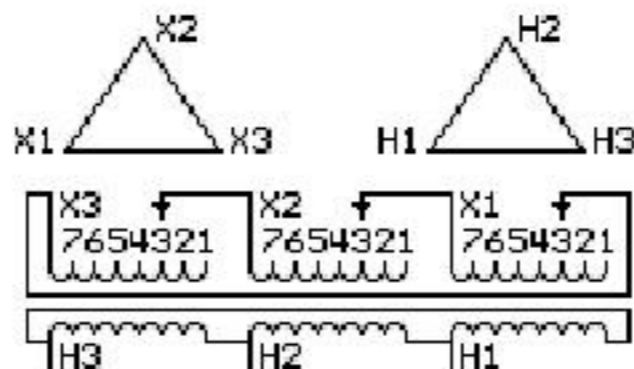
Type QL

15.0 KVA 60 HZ 3 PH 4.1 % IMP

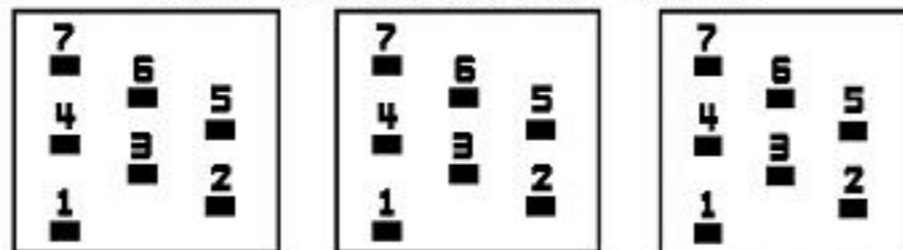
40 C AMB. 150 C RISE 220 C SYSTEM IS-19C

PRIMARY (X) 240 VOLTS (LINE-LINE)

SECONDARY (H) 480 VOLTS (LINE-LINE)



COIL TAP ARRANGEMENT



JUMPER CONNECTION	
TAP	VOLTS
1	253
2	246
3	240
4	234
5	227
6	221
7	217

NET WGT
231 LB
104.8 Kg

58779
UX71A

NOG
121715

INSPECTION
&
FINAL TEST
N551!



ENCLOSURE TYPE 2 (IP20). OR RAINPROOF TYPE 3R (IP22) WHEN PROVIDED SHIELD 9T18Y1071G06

BEFORE HANDLING, INSTALLING AND OPERATING, SEE INSTRUCTION 475A667AAP001
ALUMINUM CONDUCTOR PRIMARY: 10 KV BIL SECONDARY: 10 KV BIL

Outline:
303B111GEUXP71A

IN ACCORDANCE WITH NEC SECTION 450-9, ALLOW AT LEAST SIX INCHES
CLEARANCE FOR VENTILATION. CHECK ADDITIONAL NEC AND LOCAL CODE

Assembled in Mexico


H3 X3 H2 X2 H1 X1 -

- - - - -


Note: standard

H3 X3 H2 X2 H1 X1

H3 X3 H2 X2 H1 X1



2M0000000



3M0000000