



Transformer

by ABB



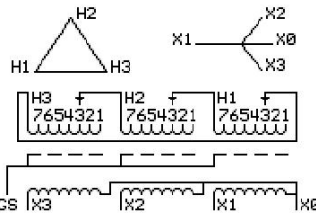
1M000000

Catalog Number 9T10A1611G33 **Type** QL

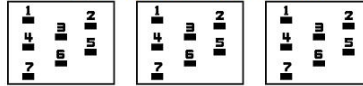
15.0 KVA 60 HZ 3 PH 3.5 % IMP
40 C AMB. 115 C RISE 220 C SYSTEM IS-19C

PRIMARY (H) 240 VOLTS (LINE-LINE)
SECONDARY (X) 208 VOLTS (LINE-LINE)
120 VOLTS (LINE-NEUTRAL)

JUMPER CONNECTION TAP	VOLTS
1	253
2	246
3	240
4	234
5	228
6	221
7	217



COIL TAP ARRANGEMENT



NET WGT 231 LB
INSPECTION & FINAL TEST
 104.8 Kg
NOG
 89350
N139!
 UX71A
 092021



LISTED 769G

ELECTROSTATIC GROUND SHIELD IN EACH PHASE

ENCLOSURE TYPE 2 (IP20). OR RAINPROOF TYPE 3R (IP22) WHEN PROVIDED SHIELD 9T18Y1071G06

BEFORE HANDLING, INSTALLING AND OPERATING, SEE INSTRUCTION 475A667AAP001
 ALUMINUM CONDUCTOR PRIMARY: 10 KV BIL SECONDARY: 10 KV BIL
 IN ACCORDANCE WITH NEC SECTION 450-9, ALLOW AT LEAST SIX INCHES CLEARANCE FOR VENTILATION.
 CHECK ADDITIONAL NEC AND LOCAL CODE

NEMA CLASS AA DRY TYPE TRANSFORMER

Meets DOE 2016 efficiency

ASSEMBLED IN MEXICO

X3 H3 X2 H2 X1 H1 X0


Note: standard

Outline: 303B111GEUXP71A

X0
X1 H1
X2 H2
X3 H3



2M000000



3M000000