



Transformer



1M0000000

Catalog Number

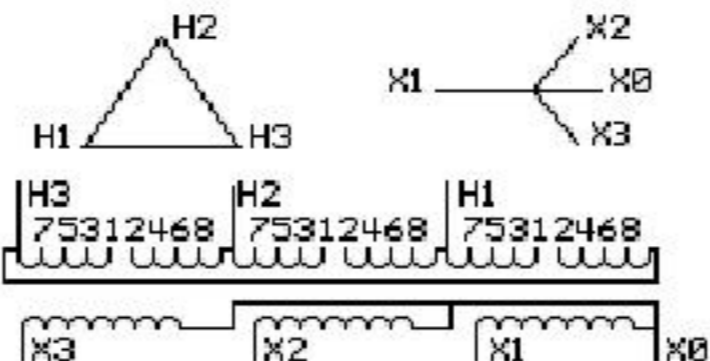
Type QL

9T10A1766

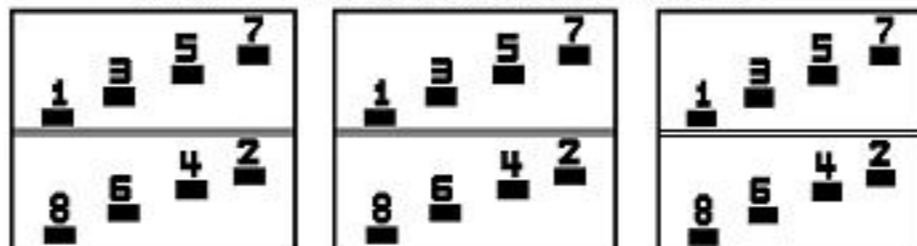
150.0 KVA 60 HZ 3 PH 3.8 % IMP

40 C AMB. 150 C RISE 220 C SYSTEM IS-19C

PRIMARY (H) 380 VOLTS (LINE-LINE)
SECONDARY (X) 220 VOLTS (LINE-LINE)
127 VOLTS (LINE-NEUTRAL)



COIL TAP ARRANGEMENT



JUMPER CONNECTION	
TAP	VOLTS
1-2	398
2-3	387
3-4	380
4-5	370
5-6	364
6-7	352
7-8	341

NET WGT
1030 LB
467.2 Kg

58892
DY76A

NOG
122815

INSPECTION
&
FINAL TEST
N553!



ENCLOSURE TYPE 2 (IP20) OR RAINPROOF TYPE 3R (IP22) WHEN PROVIDED SHIELD 9T18Y1076G06


Assembled in Mexico

BEFORE HANDLING, INSTALLING AND OPERATING, SEE INSTRUCTION 475A667AAP001
ALUMINUM CONDUCTOR PRIMARY: 10 KV BIL SECONDARY: 10 KV BIL Outline:
303B111GEDYP76A


IN ACCORDANCE WITH NEC SECTION 450-9, ALLOW AT LEAST SIX INCHES
CLEARANCE FOR VENTILATION. CHECK ADDITIONAL NEC AND LOCAL CODE

X3 - X2 - X1 - -
- H3 - H2 - H1

Note: X0 at the bottom



2M0000000



3M0000000

X3 - X2 - X1 - -
- H3 - H2 - H1
X3 - X2 - X1 - -
- H3 - H2 - H1

X0