



Transformer

by ABB



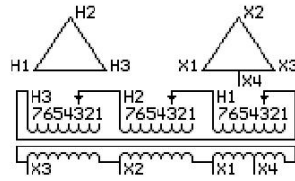
1M000000

Catalog Number **Type QL**
9T10A2652G31

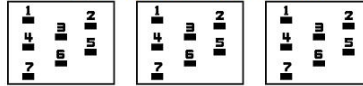
30.0 KVA 60 HZ 3 PH 5.2 % IMP
40 C AMB. 115 C RISE 220 C SYSTEM IS-19C

PRIMARY (H) 400 VOLTS (LINE-LINE)
SECONDARY (X) 230 VOLTS (LINE-LINE)
 115 VOLTS (1 PH MIDTAP X1-X4)

JUMPER CONNECTION	TAP VOLTS
1	420
2	410
3	400
4	390
5	380
6	370
7	360



COIL TAP ARRANGEMENT




NET WGT	INSPECTION & FINAL TEST
330 LB	
149.7 Kg	NOG
89451	N139!
UX72A	092021



LISTED 769G

X4	-	-	-	-	-	-
X3	H3	X2	H2	X1	H1	-
X3	H3	X2	H2	X1	H1	-



2M000000



3M000000

ENCLOSURE TYPE 2 (IP20). OR RAINPROOF TYPE 3R (IP22) WHEN PROVIDED SHIELD 9T18Y1072G06
REDUCED CAPACITY TAP RATED AT 5% OF 3 PH KVA

BEFORE HANDLING, INSTALLING AND OPERATING, SEE INSTRUCTION 475A667AAP001
ALUMINUM CONDUCTOR PRIMARY: 10 KV BIL SECONDARY: 10 KV BIL
IN ACCORDANCE WITH NEC SECTION 450-9, ALLOW AT LEAST SIX INCHES CLEARANCE FOR VENTILATION.
CHECK ADDITIONAL NEC AND LOCAL CODE

ASSEMBLED IN MEXICO

X3 H3 X2 H2 X1 H1 X4

Note: MID-TAP

Outline: 303B111GEUXP72A

NEMA CLASS AA DRY TYPE TRANSFORMER

Meets DOE 2016 efficiency