



Core & Coil Transformer



1M000000

Catalog Number

9T10B1007

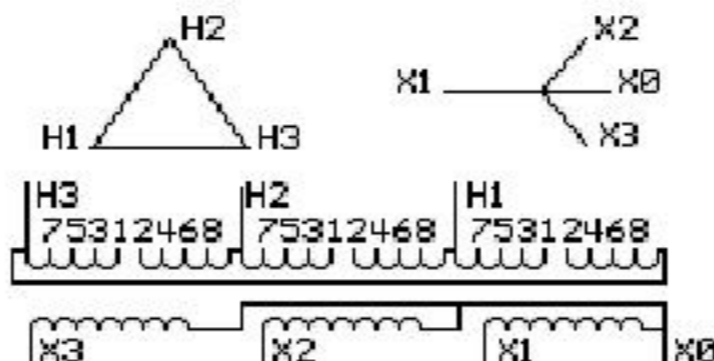
Type QL-C

225.0 KVA 60 HZ 3 PH 5.2 % IMP

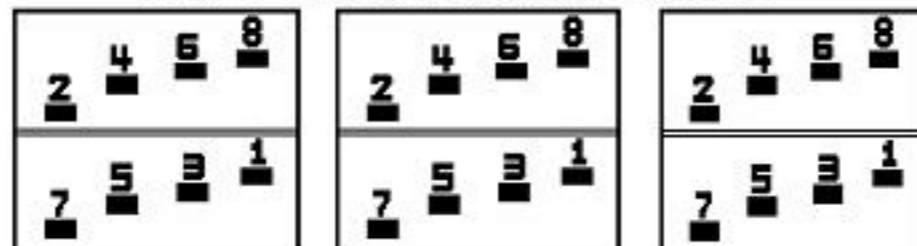
40 C AMB. 150 C RISE 220 C SYSTEM IS-19C

Note: Design is based on 225.0KVA & 150C Rise 5.2% Imp.

PRIMARY (H) 480 VOLTS (LINE-LINE)
SECONDARY (X) 208 VOLTS (LINE-LINE)
120 VOLTS (LINE-NEUTRAL)



COIL TAP ARRANGEMENT



JUMPER CONNECTION	
TAP	VOLTS
1-2	506
2-3	493
3-4	480
4-5	468
5-6	455
6-7	442
7-8	430

NET WGT
1290 LB
585.1 Kg

58576
DY77A

NOG
121715

INSPECTION
&
FINAL TEST
N551!




Assembled in Mexico

BEFORE HANDLING, INSTALLING AND OPERATING, SEE INSTRUCTION 475A667AAP001
ALUMINUM CONDUCTOR PRIMARY: 10 KV BIL SECONDARY: 10 KV BIL

Outline:
303B112GEDYP77A

IN ACCORDANCE WITH NEC SECTION 450-9, ALLOW AT LEAST SIX INCHES
CLEARANCE FOR VENTILATION. CHECK ADDITIONAL NEC AND LOCAL CODE



2M000000



3M000000