



# Core & Coil Transformer



\*1M000000\*

Catalog Number

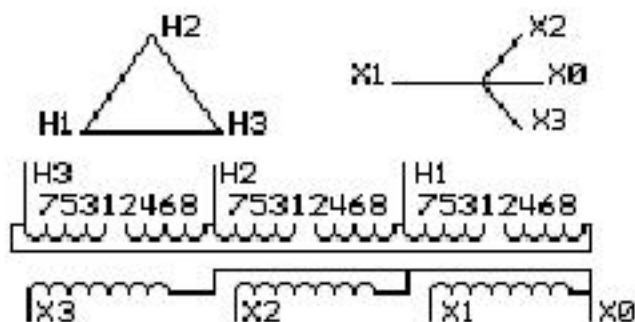
Type QL-C

9T10B1008

300.0 KVA 60 HZ 3 PH 5.3 % IMP

40 C AMB. 150 C RISE 220 C SYSTEM IS-19C

Note: Design is based on 300.0KVA & 150C Rise 5.3% Imp.



JUMPER CONNECTION	
TAP	VOLTS
1-2	507
2-3	494
3-4	480
4-5	467
5-6	454
6-7	447
7-8	434

NET WGT  
1490 LB  
675.9 Kg

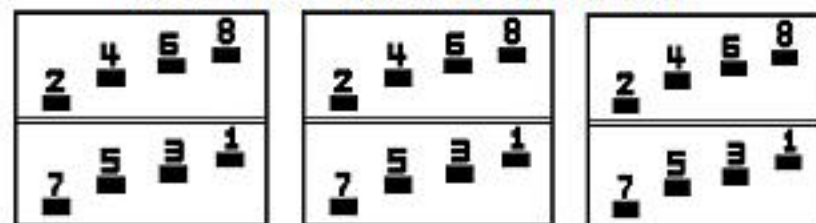
53967  
DY78A

NOG  
021516

INSPECTION  
&  
FINAL TEST  
N608!

PRIMARY (H) 480 VOLTS (LINE-LINE)  
 SECONDARY (X) 208 VOLTS (LINE-LINE)  
 120 VOLTS (LINE-NEUTRAL)

### COIL TAP ARRANGEMENT




Assembled in Mexico

BEFORE HANDLING, INSTALLING AND OPERATING, SEE INSTRUCTION 475A667AAP001  
ALUMINUM CONDUCTOR PRIMARY: 10 KV BIL SECONDARY: 10 KV BIL

Outline:  
303B112GEDYP78A

IN ACCORDANCE WITH NEC SECTION 450-9, ALLOW AT LEAST SIX INCHES  
CLEARANCE FOR VENTILATION. CHECK ADDITIONAL NEC AND LOCAL CODE



\*2M000000\*



\*3M000000\*