



Transformer

by ABB



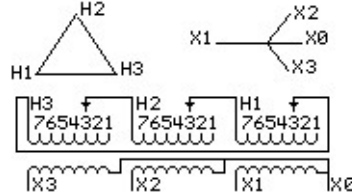
1M000000

Catalog Number **Type QL**
9T10C1003G31

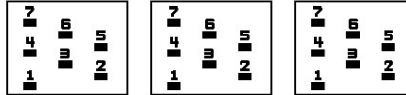
45.0 KVA **60 HZ** **3 PH** **3.4 % IMP**
40 C AMB. **115 C RISE** **220 C SYSTEM** **IS-19C**

PRIMARY (H) **480 VOLTS (LINE-LINE)**
SECONDARY (X) **208 VOLTS (LINE-LINE)**
 120 VOLTS (LINE-NEUTRAL)

JUMPER CONNECTION	
TAP	VOLTS
1	502
2	491
3	480
4	469
5	455
6	444
7	433



COIL TAP ARRANGEMENT



NET WGT
480 LB
217.7 Kg
77905
UX73C

INSPECTION & FINAL TEST
NPF
N131@
080921



ENCLOSURE TYPE 2 (IP20). OR RAINPROOF TYPE 3R (IP22) WHEN PROVIDED SHIELD 9T18Y1072G06

ASSEMBLED IN MEXICO

BEFORE HANDLING, INSTALLING AND OPERATING, SEE INSTRUCTION 475A667AAP001
COPPER CONDUCTOR PRIMARY: 10 KV BIL SECONDARY: 10 KV BIL
IN ACCORDANCE WITH NEC SECTION 450-9. ALLOW AT LEAST SIX INCHES CLEARANCE FOR VENTILATION.
CHECK ADDITIONAL NEC AND LOCAL CODE

X3	H3	X2	H2	X1	H1	-
-	-	-	-	-	-	-


Note: X0 at the top

Outline: 303B111GEUXP73C

NEMA CLASS AA DRY TYPE TRANSFORMER

Meets DOE 2016 efficiency

X3 H3 X2 H2 X1 H1



X3 H3 X2 H2 X1 H1 X0

