



Transformer



1M0000000

Catalog Number

Type QL

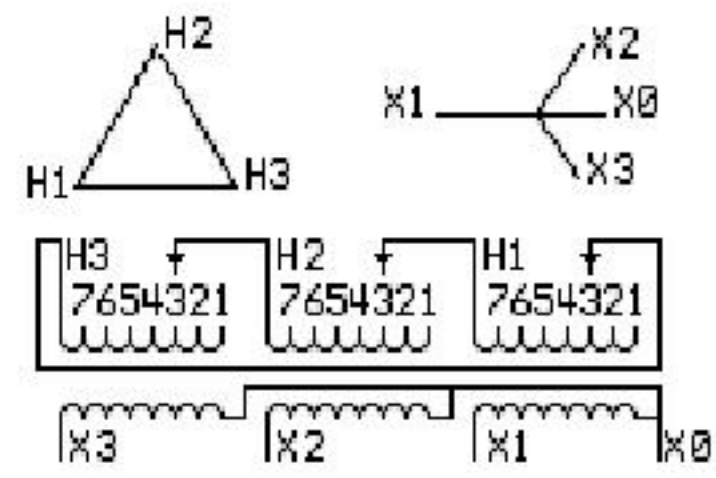
9T10C1003G61

45.0 KVA 60 HZ 3 PH 2.5 % IMP

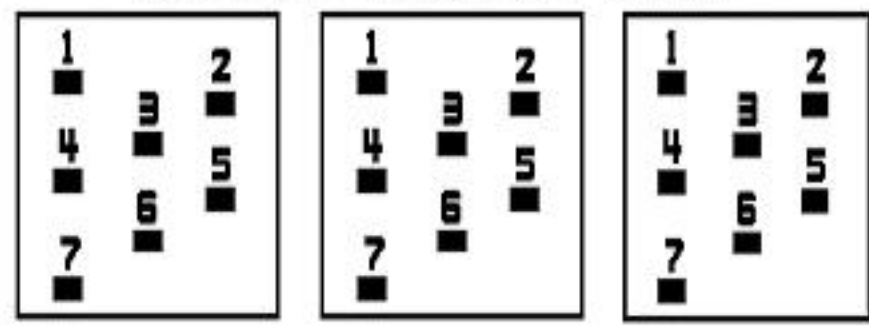
40 C AMB. 80 C RISE 220 C SYSTEM IS-19C

Note: Design is based on 75.00KVA & 150C Rise 4.1% Imp.

PRIMARY (H) 480 VOLTS (LINE-LINE)
SECONDARY (X) 208 VOLTS (LINE-LINE)
120 VOLTS (LINE-NEUTRAL)



COIL TAP ARRANGEMENT



JUMPER CONNECTION	
TAP	VOLTS
1	503
2	494
3	480
4	467
5	458
6	445
7	431

NET WGT
661 LB
299.8 Kg

59036
UY74C
NOG
011516

INSPECTION
&
FINAL TEST
N603!



Assembled in Mexico

ENCLOSURE TYPE 2 (IP20). OR RAINPROOF TYPE 3R (IP22) WHEN PROVIDED SHIELD 9T18Y1074G06

BEFORE HANDLING, INSTALLING AND OPERATING, SEE INSTRUCTION 475A667AAP001 Outline:
COPPER CONDUCTOR PRIMARY: 10 KV BIL SECONDARY: 10 KV BIL 303B111GEUY74C

IN ACCORDANCE WITH NEC SECTION 450-9, ALLOW AT LEAST SIX INCHES CLEARANCE FOR VENTILATION. CHECK ADDITIONAL NEC AND LOCAL CODE

X3 H3 X2 H2 X1 H1 -


- - - - -

Note: X0 at bottom


X3 H3 X2 H2 X1 H1

X3 H3 X2 H2 X1 H1

X0



2M0000000



3M0000000