



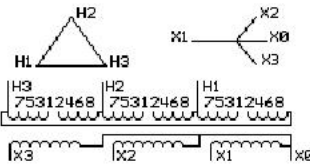
Transformer



1M000000

Catalog Number 9T10C1004G61
Type QL

75.0 KVA 60 HZ 3 PH 3.2 % IMP
40 C AMB. 80 C RISE 220 C SYSTEM IS-19C
Note: Design is based on 112.5KVA & 150C Rise 5% Imp.



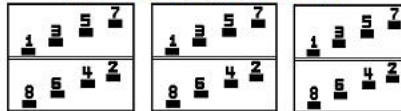
JUMPER CONNECTION	
TAP	VOLTS
1-2	503
2-3	492
3-4	480
4-5	469
5-6	457
6-7	446
7-8	435

NET WGT
790 LB
358.3 Kg
65442
DY75C
NOG
090616

INSPECTION & FINAL TEST
N637!

PRIMARY (H) 480 VOLTS (LINE-LINE)
SECONDARY (X) 208 VOLTS (LINE-LINE)
120 VOLTS (LINE-NEUTRAL)

COIL TAP ARRANGEMENT



ENCLOSURE TYPE 2 (IP20). OR RAINPROOF TYPE 3R (IP22) WHEN PROVIDED SHIELD 9T18Y1074G06

Assembled in Mexico

BEFORE HANDLING, INSTALLING AND OPERATING, SEE INSTRUCTION 475A667AAP001 Outline:
COPPER CONDUCTOR PRIMARY: 10 KV BIL SECONDARY: 10 KV BIL 303B111GEDYP75C

X3 - X2 - X1 - -
- H3 - H2 - H1

IN ACCORDANCE WITH NEC SECTION 450-9, ALLOW AT LEAST SIX INCHES CLEARANCE FOR VENTILATION. CHECK ADDITIONAL NEC AND LOCAL CODE


Note: X0 at the bottom

GE Energy Industrial Solutions

NEMA CLASS AA DRY TYPE TRANSFORMER

Meets DOE 2016 efficiency

X3 - X2 - X1 -
- H3 - H2 - H1



2M0000000