



# Transformer



\*1M0000000\*

Catalog Number  
**9T10C1007G02**

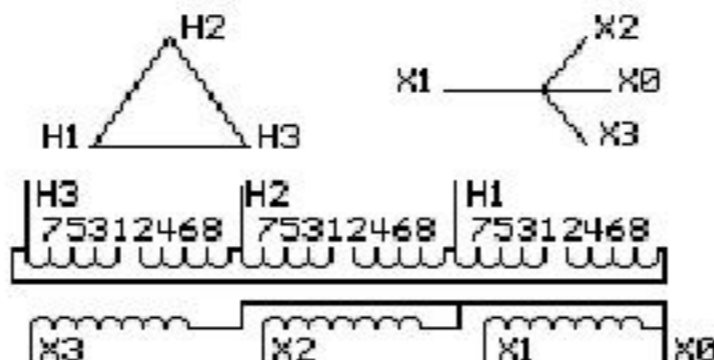
Type **QL**

**225.0 KVA 60 HZ 3 PH 4.1 % IMP**

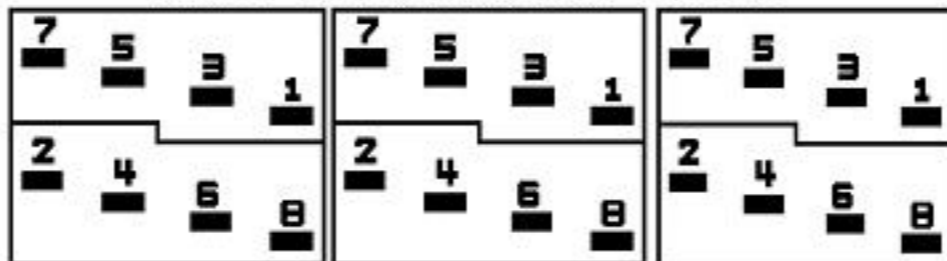
40 C AMB. 150 C RISE 220 C SYSTEM IS-19C

Note: Design is based on 225.0KVA & 150C Rise 4.1% Imp.

PRIMARY (H) 480 VOLTS (LINE-LINE)  
SECONDARY (X) 208 VOLTS (LINE-LINE)  
120 VOLTS (LINE-NEUTRAL)



### COIL TAP ARRANGEMENT



JUMPER CONNECTION	
TAP	VOLTS
1-2	504
2-3	488
3-4	480
4-5	464
5-6	456
6-7	440
7-8	432

NET WGT  
1610 LB  
730.3 Kg

58809  
DY77C

NOG  
121715

INSPECTION  
&  
FINAL TEST  
N551!



ENCLOSURE TYPE 2 (IP20) OR RAINPROOF TYPE 3R (IP22) WHEN PROVIDED SHIELD 9T18Y1077G06

Assembled in Mexico

BEFORE HANDLING, INSTALLING AND OPERATING, SEE INSTRUCTION 475A667AAP001

Outline:

COPPER CONDUCTOR

PRIMARY: 10 KV BIL


SECONDARY: 10 KV BIL

303B112GEDYP77C

IN ACCORDANCE WITH NEC SECTION 450-9, ALLOW AT LEAST SIX INCHES CLEARANCE FOR VENTILATION. CHECK ADDITIONAL NEC AND LOCAL CODE



\*2M0000000\*



\*3M0000000\*